

DRAFT AIA® Document A133™ – 2009

Exhibit A

Guaranteed Maximum Price Amendment

made this 11th day of March 2016, for the following PROJECT:
(Name and address or location)

«Arrowhead Elementary School Modernization
7490 West Union Hills
Glendale, Arizona 85308 »

THE OWNER:
(Name, legal status and address)

«Deer Valley Unified School District No. 97
20402 North 15th Avenue
Phoenix, Arizona 85027 »

THE CONSTRUCTION MANAGER:
(Name, legal status and address)

«CORE Construction, Inc.
3036 East Greenway Road
Phoenix, Arizona 85032 »

ARTICLE A.1

§ A.1.1 Guaranteed Maximum Price

Pursuant to Section 2.2.6 of the Agreement dated 3/26/16, the Owner and Construction Manager hereby amend the Agreement to establish a Guaranteed Maximum Price. As agreed by the Owner and Construction Manager, the Guaranteed Maximum Price is an amount that the Contract Sum shall not exceed. The Contract Sum consists of the Construction Manager's Fee plus the Cost of the Work, as that term is defined in Article 6 of this Agreement.

§ A.1.1.1 The Contract Sum is guaranteed by the Construction Manager not to exceed «Base Price amount of Six Million, Two Hundred Seventy-Five Thousand and No/100 Dollars, plus Adjacent Ways amount of Four Hundred Thousand and No/100 Dollars for a Total Guaranteed Maximum Price ("GMP") in the amount of Six Million, Six Hundred Seventy-Five Thousand and No/100 Dollars » (\$ «6,675,000.00 »), subject to additions and deductions by Change Order as provided in the Contract Documents.

§ A.1.1.2 Itemized Statement of the Guaranteed Maximum Price. Provided below is an itemized statement of the Guaranteed Maximum Price organized by trade categories, allowances, contingencies, alternates, the Construction Manager's Fee, and other items that comprise the Guaranteed Maximum Price.
(Provide below or reference an attachment.)

«See attached Exhibit A.1 – GMP Summary Sheet.»

§ A.1.1.3 The Guaranteed Maximum Price is based on the following alternates, if any, which are described in the Contract Documents and are hereby accepted by the Owner:

ADDITIONS AND DELETIONS:

The author of this document has added information needed for its completion. The author may also have revised the text of the original AIA standard form. An *Additions and Deletions Report* that notes added information as well as revisions to the standard form text is available from the author and should be reviewed.

This document has important legal consequences. Consultation with an attorney is encouraged with respect to its completion or modification.

AIA Document A201™-2007, General Conditions of the Contract for Construction, is adopted in this document by reference. Do not use with other general conditions unless this document is modified.

ELECTRONIC COPYING of any portion of this AIA® Document to another electronic file is prohibited and constitutes a violation of copyright laws as set forth in the footer of this document.

(State the numbers or other identification of accepted alternates. If the Contract Documents permit the Owner to accept other alternates subsequent to the execution of this Amendment, attach a schedule of such other alternates showing the amount for each and the date when the amount expires.)

«None. »

§ A.1.1.5 Allowances, Assumptions and Clarifications, if any, on which the Guaranteed Maximum Price is based:

«See Attached Exhibit A.2 – Basis of GMP. »

§ A.1.1.6 The Guaranteed Maximum Price is based upon the following Supplementary and other Conditions of the Contract:

Document	Title	Date	Pages
00800	Supplemental General Conditions of the Contract for Construction AIA Document A201-1997	N/A	12

§ A.1.1.7 The Guaranteed Maximum Price is based upon the following Specifications:
(Either list the Specifications here, or refer to an exhibit attached to this Agreement.)

«See attached Exhibit A.3 – EODs. »

§ A.1.1.8 The Guaranteed Maximum Price is based upon the following Drawings:
(Either list the Drawings here, or refer to an exhibit attached to this Agreement.)

«See attached Exhibit A.3 - EODs. »

§ A.1.1.9 The Guaranteed Maximum Price is based upon the following other documents and information:
(List any other documents or information here, or refer to an exhibit attached to this Agreement.)

«See attached Exhibit A.4 – Project Baseline Schedule »

ARTICLE A.2

§ A.2.1 The anticipated date of the Substantial Completion established by this Amendment:

«The date of the Substantial Completion of the Work is 02/04/19; (256) calendar days from the Date of Commencement. »

The Date of the Final Completion of the Work is: within Thirty (30) calendar days after the Date of Substantial Completion, subject to adjustments as provided for in the Agreement.

WHEREFORE, the parties have entered into this Amendment No. 1 to the Agreement as of the day and year first written above.

OWNER (Signature)

«Jim Migliorino,»«Associate Superintendent of Fiscal and Business Services»

(Printed name and title)

CONSTRUCTION MANAGER (Signature)

«Todd Steffen,»«President»

(Printed name and title)

Exhibit A.1 - GMP Summary Sheet



Arrowhead Elementary School Modernization

#13GMP - March 26, 2018

LOCATION: 7490 W. Union Hills Dr. Glendale, AZ 85308

ARCHITECT: ADM Group

DURATION(mnths): 7

WARRANTY(yrs): 2

SITE ACREAGE: 10.08

SQUARE FOOTAGE: 84,241

#	Description		Base Price	ADJACENT WAYS - NOT INCLUDED IN BASE BID
	DEMOLITION/ OFF-SITE INFRASTRUCTURE		\$300,828	\$30,250
1	Demolition		\$241,830	\$30,250
2	Hazardous Material Abatement	(BY OWNER)	\$0	\$0
4	Salvage & Storage Of Items		\$58,998	\$0
	SITE WORK (ROUGH)		\$34,699	\$204,132
6	Surveying/Staking		\$300	\$2,800
7	Earthwork & Paving		\$21,090	\$92,762
8	Site Utilities		\$4,842	\$108,570
9	Drywells (Cleanout)		\$5,215	\$0
11	Soil Treatment		\$3,252	\$0
	SITE WORK (FINISH)		\$99,081	\$24,870
14	Site Signage & Striping	(SEE LINE #7)	\$0	\$4,300
15	Landscaping & Irrigation		\$67,361	\$0
16	Soft Fall Surfacing Repair		\$4,220	\$0
18	Fencing & Gates		\$27,500	\$20,570
19	Site Concrete	(SEE LINE #27)	\$0	\$0
	STRUCTURE		\$230,216	\$19,500
27	Building Concrete		\$65,700	\$19,500
28	Structural Masonry		\$61,249	\$0
30	Steel Package		\$69,367	\$0
32	Rough Carpentry		\$33,900	\$0
	ENCLOSURE		\$118,482	\$0
38	Insulation		\$15,383	\$0
40	Glass & Glazing		\$64,449	\$0
41	Metal Wall Panels		\$34,980	\$0
44	Fire Stopping & Joint Sealants		\$3,670	\$0
48	Foam Roofing	(BY OWNER)	\$0	\$0
	INTERIOR FINISHES		\$1,570,411	\$0
55	Finished Carpentry & Millwork		\$280,941	\$0
56	HM Frames, Doors, & Hardware		\$306,752	\$0
57	Overhead Coiling Doors		\$13,602	\$0
58	Access Doors & Frames		\$3,000	
59	Metal Studs & Drywall Package		\$396,286	\$0
60	FRP		\$2,450	
61	Painting		\$128,859	\$0
62	Acoustical Ceilings		\$129,160	\$0
64	Tile Package		\$98,330	\$0
65	Flooring Package		\$211,031	\$0
	SPECIALTIES		\$97,980	\$0
71	Visual Display Boards		\$15,047	\$0
72	Window Shades & Curtains		\$4,410	\$0
73	Signage Package		\$39,896	\$0
75	Toilet Partitions & Accessories		\$14,993	\$0
77	Wall Protection & Corner Guards		\$6,013	\$0
78	Fire Extinguishers & Cabinets		\$14,721	\$0
81	Wall Padding		\$2,900	\$0
	EQUIPMENT		\$165,814	\$0
84	Projection Screens	(SEE LINE #111)	\$0	
86	Residential Appliances		\$750	
87	Kitchen (Cafe) Equipment		\$155,064	\$0
92	Library Furniture Removal/Relocation		\$10,000	\$0
	MEP SYSTEMS		\$2,041,204	\$30,769
97	Fire Sprinkler Systems		\$65,487	\$0
98	Plumbing Systems		\$339,709	\$0
99	HVAC Systems		\$278,923	\$0
100	HVAC Controls		\$125,000	\$0
101	Test & Balance		\$21,720	\$0
102	Electrical Systems		\$1,012,460	\$30,769
103	Fire Alarm Systems		\$197,905	\$0
	SPECIAL SYSTEMS		\$390,653	\$0
109	Structured Cabling Systems		\$133,519	\$0
110	Security/Access Control Systems		\$83,832	\$0
111	Audio Visual Systems		\$77,327	\$0
112	Intercom Systems		\$95,975	\$0
	CONTINGENCIES & ALLOWANCES		-\$5,508	\$12,000
	Construction Contingency		\$50,000	\$12,000
	CORE Construction "CUT"		(\$211,208)	\$0
	City of Glendale Comments Contingency		\$15,000	\$0
	Owner/Design Contingency		\$125,000	\$0
	Fire Sprinkler Drawing City Submittal Fees		\$11,200	\$0
	Electrical Engineer Value Engineer Design Fees		\$4,500	\$0
GMP Subtotal			\$5,043,860	\$321,521
	GENERAL REQUIREMENTS	BASED ON	SUB TOTAL	SUB TOTAL
REQUIRED	General Conditions		\$418,200	\$26,658
GMP Subtotal (with GR's and Prof. Services)			\$5,477,748	\$349,179
GMP Subtotal (with GR's, Prof. Services, & Insurance)			\$5,607,179	\$357,430
GMP Subtotal (with GR's, Prof Services, Insurance, & Tax)			\$5,961,250	\$380,000
GMP Subtotal (GR's, Prof Services, Insurance, Tax, & Fee)			\$6,275,000	\$400,000
			Base Price Amount	ADJACENT WAYS - NOT INCLUDED IN BASE BID
Individual Subtotals			\$6,275,000	\$400,000
TOTAL GMP (Base Price + Adjacent Ways)			\$6,675,000	

The Basis of GMP is a written explanation clarifying the scope, assumptions and exclusions used in establishing the GMP dated March 26th, 2018.

All costs are based on CORE's incorporation of the scope shown on the 12/22/17 Scope #1 construction documents, 01/12/18 Scope #2 Site Architectural & Civil construction documents, 01/15/18 Site Electrical & Landscape construction documents, 02/08/18 Value Engineering documents (as per the Exhibit A.3 – Enumeration of Documents) and the scope clarifications below.

ASSUMPTIONS, CLARIFICATIONS, & EXCLUSIONS

Schedule

- As per the Exhibit A.4 – Project Baseline Schedule.

Contingency & Allowances

- **Construction Contingency of (\$62,000 *direct cost*)** is included in this GMP – Construction Contingency is intended to be used as determined by mutual consent between Owner and CORE to cover costs that have not been identified as a trade specific scope on the GMP setting documents and may require further clarification or coordination. These costs may include scope gap, coordination issues between trades, and missed scope during the subcontractor bidding process. Construction Contingency does not account for design revisions or additional scope requests made by the Owner or Architect.
- **City of Glendale Comments Contingency of (\$15,000 *direct cost*)** – is included in this GMP – The City of Glendale Comments Contingency is intended to be used as determined by mutual consent between Owner and CORE to cover costs arising from the City of Glendale comments from the review of the GMP documents.
- **Owner/Design Contingency of (\$125,000 *direct cost*)** – is included in this GMP – Owner/Design contingency is intended to be used at the Owner's discretion to cover unforeseen conditions, design revisions, or additional scope requests made by the Owner and/or Design Team.
- **Fire Sprinkler Drawing City Submittal Fees of (\$11,200 *direct cost*)** – is included in this GMP – These fees are for the City of Glendale plan review of the GMP documents.
- **Electrical Engineer Value Engineering Design Fees of (\$4,500 *direct cost*)** – is included in this GMP – This fee is for the Electrical Engineer to update GMP documents based on Value Engineering changes to the Scope of Work.

Adjacent Ways

- **Adjacent Ways of (\$400,000 *total cost*)** – is included in this GMP – We have included cost to cover improvements within the Fire and Bus Drop-Off lanes as well as off-site improvements and public way adjacent to the school property highlighted below as directed by ADM Group Inc. and Deer Valley USD. The Scope of Work that fall within these boundaries are as follows: demolition, survey & staking, earthwork & paving, off-site utility connections, on-site utility storm drain, signage & striping, fencing & gates, curbing adjacent to Fire

and Bus Drop-Off lanes, site concrete replacement, and new secondary power from Building 400 to 900. CORE is not the defining authority for the Scope of Work classified as Adjacent Ways.

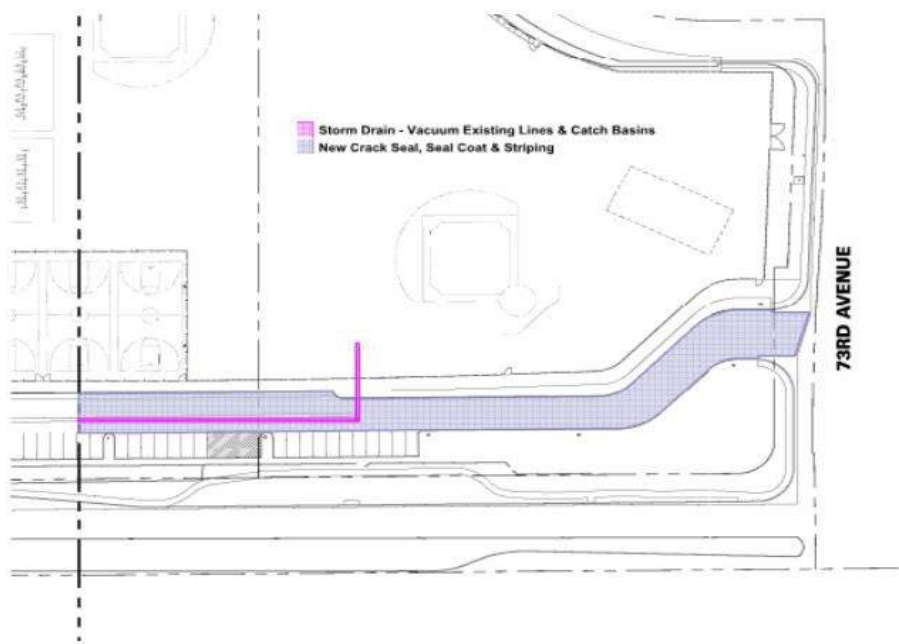
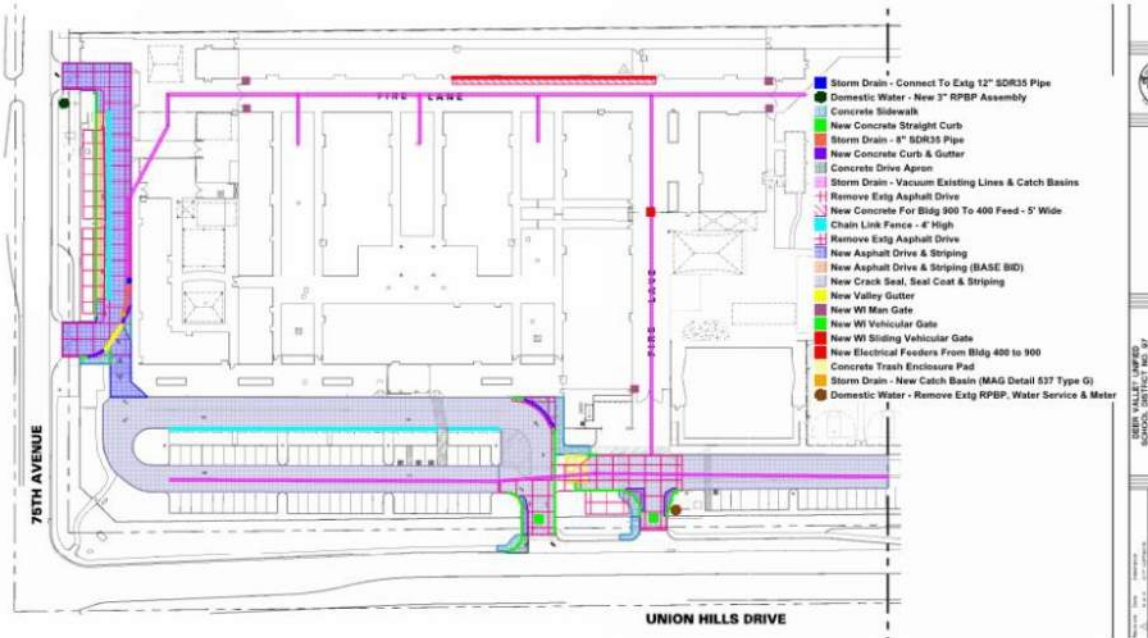




Exhibit A.2

Basis of GMP
Arrowhead Elementary School
Modernization
Glendale, AZ
March 26, 2018

General Assumptions

1. Any cost savings from approved value engineering after executed GMP will be added to the Owner/Design's Contingency.
2. CORE has not included any costs for building permit, mechanical/electrical/plumbing permits. We have included a Dust permit and NESHAP for the demo.
3. We have included costs for a Storm Water Pollution Prevention Plan.
4. We assume normal working hours but are aware that there might be periods during the construction schedule where additional summer hours or after hours work may be necessary.
5. This GMP is considered a Lump Sum, not line item GMP.
6. There is no Geotechnical Report issued for the project.
7. Other than the Value Engineering documents, there are no Addendum issued for this project. Refer to the Enumeration of Documents for all documents received for GMP pricing.
8. Normal shrinkage cracking of the slab is expected and shall not be cause for removal or replacement of structurally sound slabs.
9. The following agreed to hourly rates will be used to determine and define "Actual Costs". The Actual Costs for each of the agreed to rates includes all normal and customary payroll paid by the Contractor plus all fringe benefits, taxes and insurances.

	<u>Standard Rate</u>	<u>Overtime</u> <u>Rate</u>
Pre-Construction:		
Director of Preconstruction	115	-
Preconstruction Manager	96	-
Preconstruction Coordinator	63	-
Project Management:		
Project Director	120	-
Sr. Project Manager	110	-
Project Manager	96	-
Asst. Project Manager	75	-
Scheduler	92	-
Virtual Construction Director	115	-
Virtual Construction Manager	89	-
Construction Coordinator	63	-
Project Accountant	63	-
Contracts Administrator	63	-
Information Systems Technician	66	-
Intern	24	36
Field Operations:		
Director of Field Operations	126	-
Sr. Superintendent	110	-
Superintendent	96	-
Asst. Superintendent	86	-
Safety Director	84	-
Carpenters	63	95



Exhibit A.2

Basis of GMP
Arrowhead Elementary School
Modernization
Glendale, AZ
March 26, 2018

Water Truck Driver	63	95
Painters	63	95
Laborers	52	78

Specific Exclusions to GMP

- Asbestos Abatement (assumed by Owner)
- FF&E - Furniture, Fixtures, and Equipment outside of relocating existing items as part of the renovation
- Owner provided Kitchen equipment including those items listed as "Provided by Owner or POS"
- "Active" IT equipment including routers, switches, servers, wireless access points, cell phone boosters, computers (CORE providing pathway rough-in only)
- Personal computers, copiers, printers, phone systems, VoIP
- Workstations
- Vending machines
- Residential appliances not indicated on documents
- New FF&E – Existing furniture will be removed to Building 1100 and Con-Ex storage containers by CORE and relocated back prior to start of school in August 2018 per the Phasing Schedule
- No unforeseen underground obstacles (debris, tanks, trash, contaminated soil, Hazmat)
- We have not included any building utility costs after Substantial Completion
- We have not included costs for temporary enclosures
- The following are excluded and assumed to be by Owner or Owner's vendor:
 - Audio and Video Equipment materials and supplies of any kind including Monitors, Smart Boards, Projectors, Projection Screens, Mounts,

Other Scope Specific Assumptions and Clarifications:

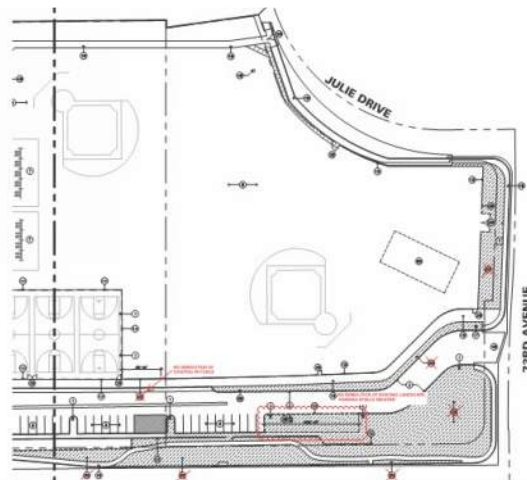
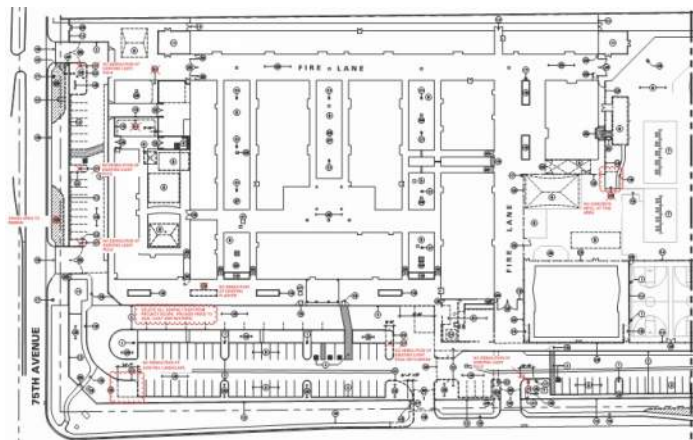
LINE ITEM 1 | Demolition

- We have included site demolition as listed on the GMP documents with the exception of the following as discussed and noted on the Value Engineering documents:
 - Concrete light pole bases and poles will remain as-is. Light fixtures will be removed and replaced.
 - Wherever indicated, existing on-site and off-site areas indicating turf removal will remain as-is.
 - With the exception of the west parking lot and drive along 75th Avenue to the new table top, the main entry along West Union Hills Drive, and re-worked area for the new trash enclosure, all existing asphalt pavement will remain.
 - Landscape at the southwest corner of the south parking lot will remain and not be removed for parking spaces.
 - Low planter along the south parking lot drive south of Building 100 will remain.
 - Raised planter at southwest corner of Building 100 will remain and not removed for a new shade canopy.
 - Chain link fence east of the basketball courts will not be removed for a new shade canopy.
 - Grass areas north of Building 200 and west of Building 300 will remain.

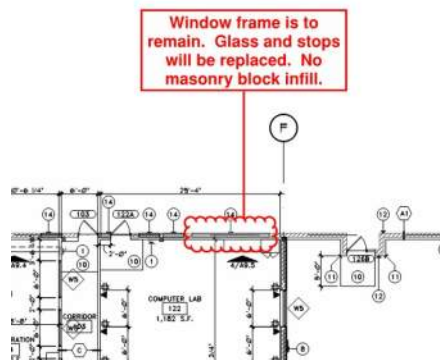
- o Concrete paving, walls, and sliding gate at the Service Yard will remain. The existing grease interceptor with associated concrete flatwork, and existing man gates adjacent to Building 800 will still be removed.



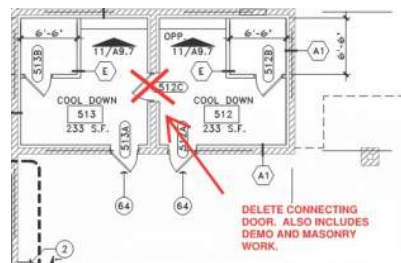
- o Existing concrete pavement 5' wide south of Buildings 400 and 900 will be removed for new secondary electrical feeders.



- We have included building demolition as listed on the GMP documents with the exception of the following as discussed and noted on the Value Engineering documents:
 - All existing exterior doors and hinges will remain. All remaining hardware will be removed.
 - Existing hollow metal window frame at Computer Room 122 will remain.



- At Building 800, the east elevation masonry walls will not include cut-outs for new hollow metal clerestory windows. The Stage walls and platform will remain as-is.
- At Building 500, Boys 501 and Men 502 Restrooms, hollow metal doors, frames, and hardware 501A1 and 501A2 will be removed. All other scope will remain as-is and will not be removed.
- At Building 600, Women 614 and Girls 615 Restrooms, hollow metal doors, frames, and hardware 615A1 and 615A2 will be removed. All other scope will remain as-is and will not be removed.
- At Building 700, Girls 710, Staff Women 711, Staff Men 712, and Boys 713 Restrooms, all scope will remain.
- At Building 400, existing Door 401B hinges, frame, and doors will remain as-is. All other hardware will be removed.
- At Building 500, new Door 512C between Cool-Down Rooms 512 and 513 will not be required so masonry block will not be removed.



- At Building 900 and 1000, no work will occur and the buildings will remain as-is.
- As part of Adjacent Ways, we have included all asphalt paving, concrete curb, gutter, sidewalks, gates, and fencing as required per the Value Engineering documents.

LINE ITEM 4 | Salvage & Storage of Items

- We have included providing assistance to move all existing furniture and electronic equipment out of existing Classrooms scheduled to be renovated. Once work has been completed, we will move furniture and equipment back to these Classrooms.
- We have included removal, palletizing, and moving of all existing TV's and ceiling projection screen mounts to Building 1100. These items will be picked up by the School District for site removal.
- At Building 900 and 1000, no work will occur and the buildings will remain as-is.

LINE ITEM 6 | Site Layout & Survey

- We have included site layout and survey as listed on the GMP documents with the exception of the following as discussed and noted on the Value Engineering documents:
 - Raised planters and platforms in the Courtyard areas are no longer included.
 - Re-grading of the existing playfield will not occur and the field will remain as-is.
 - Replacement of the south elevation parking lot at Building 100 will remain as-is.
- As part of Adjacent Ways, we have included survey and layout of the following Scope of Work:
 - West parking lot and drive along 75th Avenue new asphalt to the new table top.
 - Main entry widening along West Union Hills Drive.
 - Re-worked area for the new trash enclosure.
 - New catch basin and storm drain line connection at the west parking lot drive.

LINE ITEM 7 | Earthwork & Asphalt

- We have included earthwork and asphalt as listed on the GMP documents with the exception of the following as discussed and noted on the Value Engineering documents:
 - With the exception of the west parking lot and drive along 75th Avenue new asphalt to the new table top, off-site main entry widening along West Union Hills Drive, and re-worked area for the new trash enclosure, all other existing asphalt will remain but will receive new crack seal, seal coat, symbols, and striping.
- As part of Adjacent Ways, we have included survey and layout of the following Scope of Work:
 - West parking lot and drive along 75th Avenue new asphalt to the new table top.
 - Off-site main entry widening along West Union Hills Drive.
 - Re-worked area for the new trash enclosure.
 - Utility lid adjustment for the new catch basin at the west parking lot drive.

LINE ITEM 8 | Utilities

- We have included Base Bid utility related Scope of Work as listed on the GMP documents as follows:
 - Vacuum a portion of existing underground storm drain lines outside of Fire Lanes with associated new concrete collar and steel grates at area drains.
 - On-site portion of cutting the existing domestic water line for a new 3" RBPB assembly along West Union Hills Drive.
 - On-site portion of landscape water tap and backflow assembly re-work at the meters along 75th Avenue.

- As part of Adjacent Ways, we have included utility related Scope of Work as listed on the GMP documents as follows:
 - New catch basin and storm drain line connection at the west parking lot drive.
 - Vacuum portion of existing underground storm drain lines under Fire Lanes and Bus Drives with associated new concrete collar and steel grates at area drains.
 - Off-site portion of cutting the existing domestic water line for a new 3" RPBP assembly along West Union Hills Drive.
 - Off-site portion of landscape water tap and backflow assembly re-work at the meters along 75th Avenue.

LINE ITEM 9 | Drywells

- We have included drywell Scope of Work as listed on the GMP documents as follows:
 - Complete inspection of existing Type IV drywell and catch basin in playfield areas.
 - Vacuum existing settling chamber and liner perforations.
 - Replacement of filter fabric.
 - Vacuum existing debris screen and debris shield.
 - Percolation testing of drywells.

LINE ITEM 11 | Soil Treatment

- We have included soil treatment under new plumbing trenches and in-floor electrical floor box extensions.

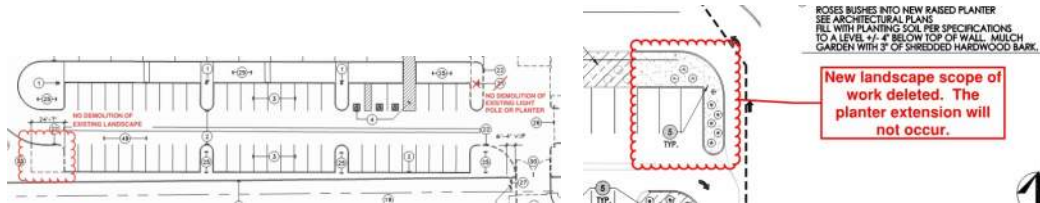
LINE ITEM 14 | Site Signage & Striping

- We have included site signage and striping as listed on the GMP documents as discussed and noted on the Value Engineering documents which are being allocated to Adjacent Ways:
 - Where existing asphalt areas remain, new handicap parking stall symbols, directional arrows, and parking stall striping will be provided over the new crack seal and seal coat.
 - New striping, cross-hatch, directional arrow, curb painting, and signage at the west parking lot and drive along 75th Avenue and new asphalt to the new table top.
 - New 12"x18" signs on posts:
 - "Yield To Buses & Students"
 - "No Student Drop-Off Or Pick Up Beyond This Point"
 - "Bus Loading And Unloading Only"
 - "Right Turn Only"

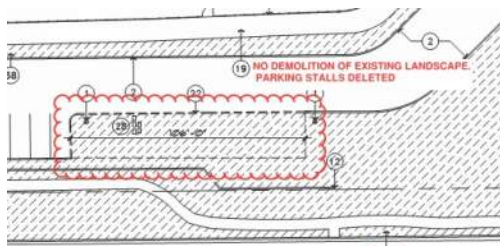
LINE ITEM 15 | Landscape & Irrigation

- We have included earthwork and asphalt as listed on the GMP documents with the exception of the following as discussed and noted on the Value Engineering documents:
 - Wherever indicated, existing on-site and off-site areas indicating turf removal will remain as-is.

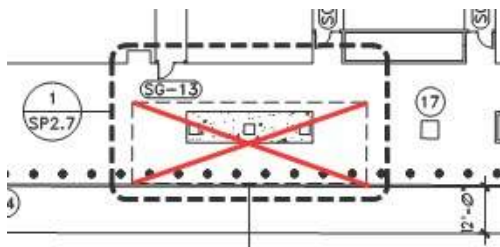
- Landscape at the southwest corner and existing island planter at the east side of the south parking lot will remain and not be removed for new parking spaces.



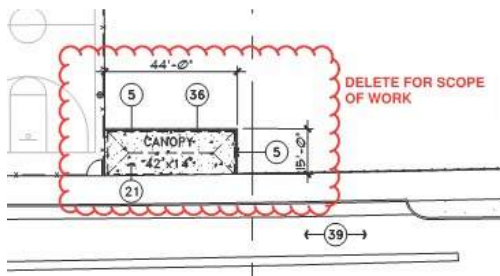
- Existing turf areas along the Fire Lane drive east towards 73rd Avenue will not be removed for new parking stalls.



- Raised planter at southwest corner of Building 100 will remain and not removed for a new shade canopy.



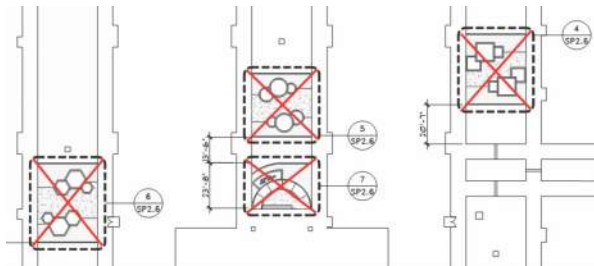
- Chain link fence east of the basketball courts will not be removed for a new shade canopy.



- o Grass areas north of Building 200 and west of Building 300 will remain. Irrigation modification and new concrete mow curb are not included.



- o New raised planter wood mulch, soil, and existing rose relocation in the Courtyards is not included. New scope includes leveling existing grass areas, infill with soil as required, irrigation adjustment, and hydro-seed.



- o Decomposed granite topdressing as indicated on the Landscape drawings is not included.

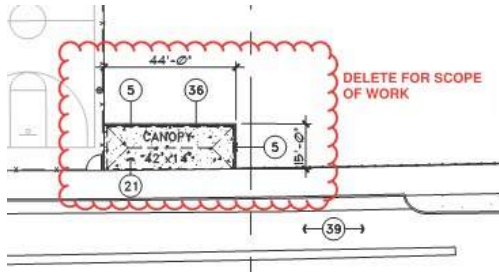
LINE ITEM 16 | Soft Fall Surfacing

- We have included soft fall Scope of Work as listed on the GMP documents as follows:
 - o Provide approximately 4" thick, new Fibar surfacing at existing play areas per Keynote #34 on Sheets SP2.2 and SP2.3.
 - Kindergarten area playgrounds (2 each)
 - Playground east of Building 1000 (1 each)
 - o New protective crash pads at existing canopy columns in the Kindergarten play areas (8 – 5' high).

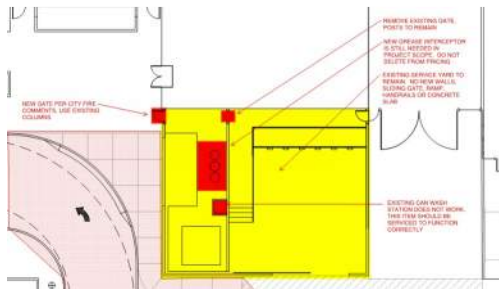
LINE ITEM 18 | Fencing & Gates

- We have included earthwork and asphalt as listed on the GMP documents with the exception of the following as discussed and noted on the Value Engineering documents:
 - o The south elevation basketball court chain link posts and fabric will remain as-is and will not be replaced.

- Wrought iron fencing east of the basketball courts will not be replaced for a shade canopy.



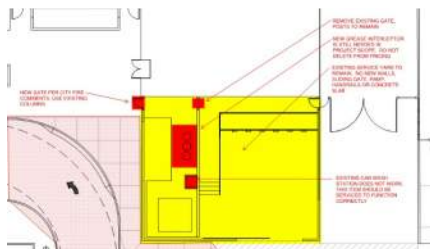
- Sliding site gate SG-4 at the Service Yard will not be replaced as the Service Yard will remain as-is.



- As part of Adjacent Ways, we have included the following fencing and gate Scope of Work:
 - New 4' high wrought iron fencing along the existing south parking lot and new Bus Drop-Off lane which thru Value Engineering has been changed to 4' high chain link.
 - Site gates SG-3, 6, 8, 19, 20, 21, 22, 24, and trash enclosure SG-5.

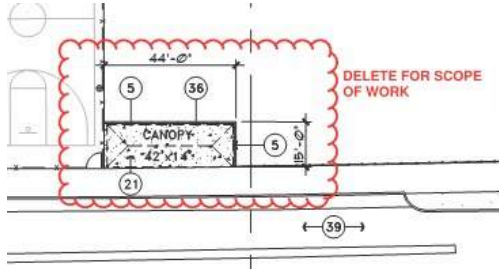
LINE ITEM 27 | Concrete

- We have included site concrete as listed on the GMP documents with the exception of the following as discussed and noted on the Value Engineering documents:
 - Concrete footings for raised planters in the Courtyards are not included.
 - The raised planter southwest of Building 100 will remain and not be removed for a new shade canopy.
 - The Service Yard will remain as-is. Except for concrete replacement for the new grease interceptor, new slab-on-grade, enclosure wall footings, and loading dock walls are excluded.



- Concrete light pole bases are not included. Existing light poles will remain as-is.

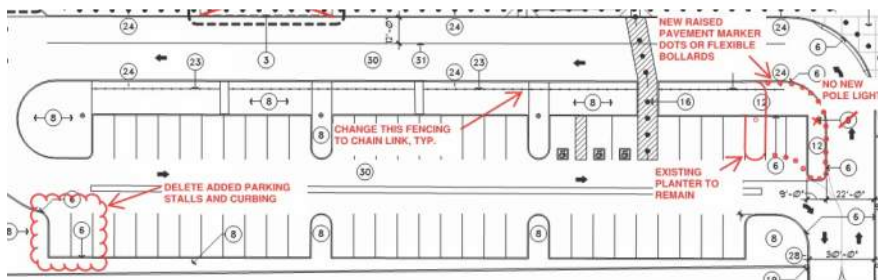
- o The new shade canopy east of the basketball courts will not be included. Concrete pad and footings are not required.



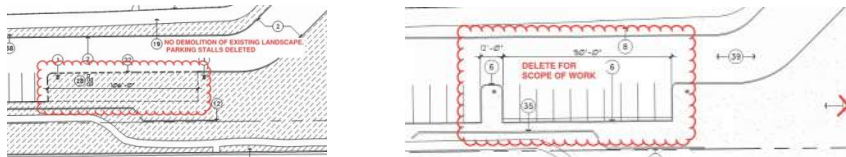
- o Concrete footings for the site wall east of Building 1000 at the playground are not included.
- o Concrete sidewalk infill at the southeast corner of Building 800 is not included.



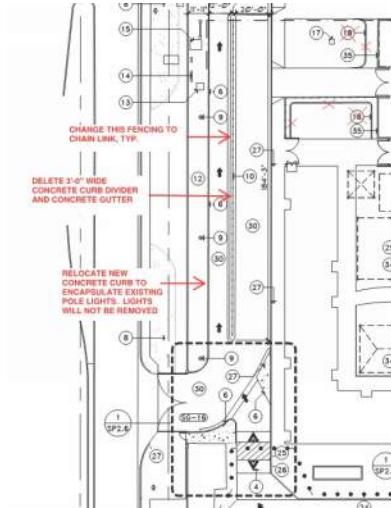
- o Concrete curbing at the southwest corner and existing island planter at the east side of the south parking lot will remain and not be removed for new parking spaces.



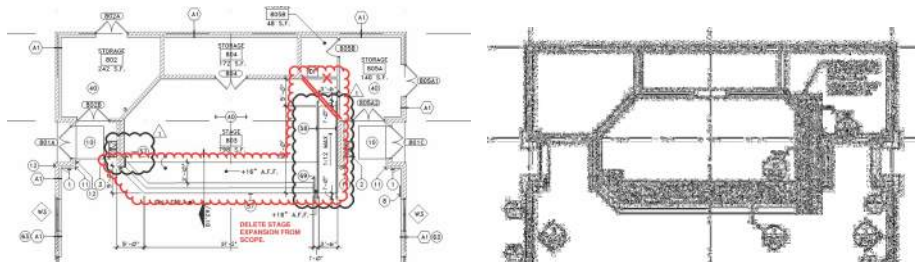
- o Concrete curbing along the Fire Lane drive east towards 73rd Avenue will not be removed for new parking.



- o Concrete curb divider at the west parking lot and drive along 75th Avenue has been removed. In addition, the new straight curb has been moved to the east to encapsulate the existing concrete light pole bases.

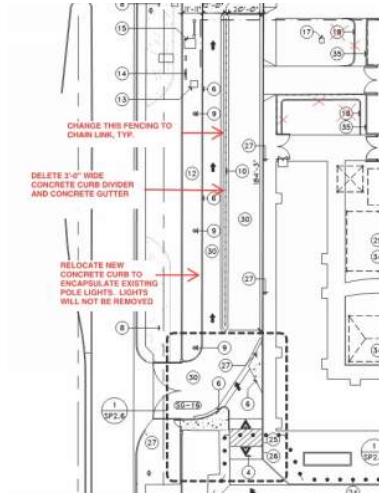


- We have included building concrete as listed on the GMP documents with the exception of the following as discussed and noted on the Value Engineering documents:
 - o At Building 800, the Stage platform and walls will remain as-is.

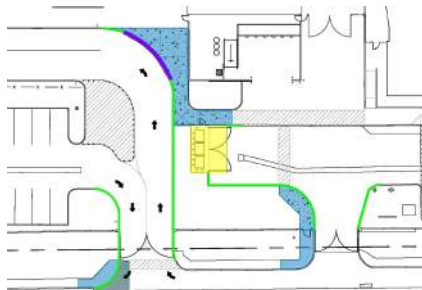


- o At Building 500, Boys 501 and Men 502 Restrooms, existing masonry wall partitions and plumbing fixtures will not be removed. As a result, slab-on-grade will not be replaced.
- o At Building 600, Women 614 and Girls 615 Restrooms, existing masonry wall partitions and plumbing fixtures will not be removed. As a result, slab-on-grade will not be replaced.

- As part of Adjacent Ways, we have included the following site concrete Scope of Work:
 - New concrete curb, gutter, valley gutter, sidewalk and other work at the west parking lot and drive along 75th Avenue has been removed.

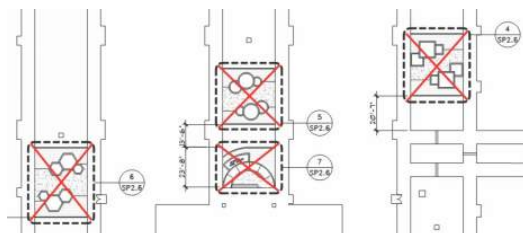


- New concrete curb and drive apron at the widened entry along West Union Hills, secondary entry at the east Fire Lane drive, trash enclosure pad, and new sidewalk west of the existing Service Yard.

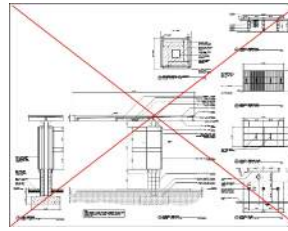
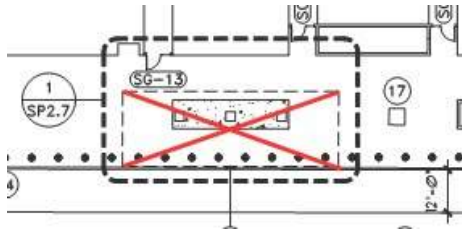


LINE ITEM 28 | Masonry

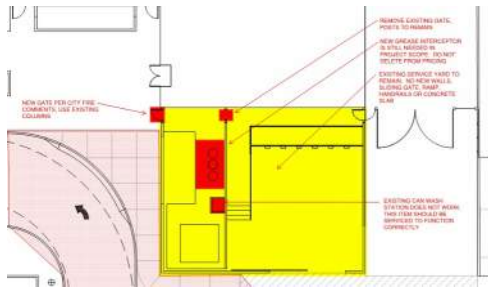
- We have included site masonry as listed on the GMP documents with the exception of the following as discussed and noted on the Value Engineering documents:
 - Concrete footings for raised planters in the Courtyards are not included.



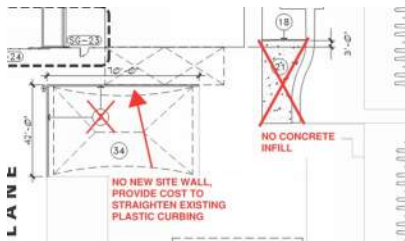
- Raised planter at southwest corner of Building 100 will remain and not removed for a new shade canopy.



- The Service Yard will remain as-is. New masonry screen walls are excluded.



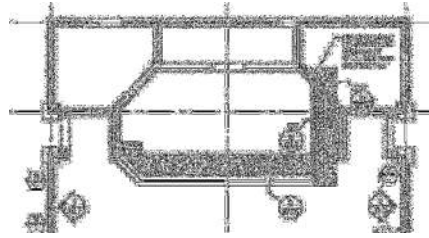
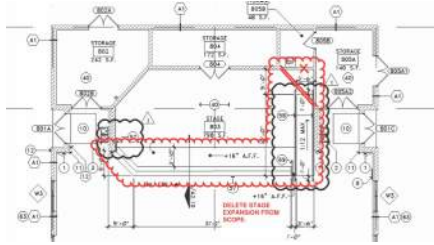
- Masonry screen walls east of Building 1000 at the playground are excluded.



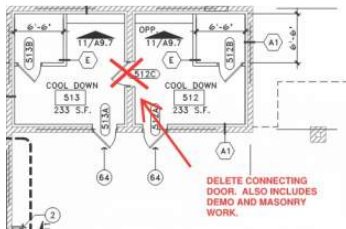
- We have included building masonry as listed on the GMP documents with the exception of the following as discussed and noted on the Value Engineering documents:
 - At Building 800, sections of the east walls at Cafeteria 801 will not be removed for new clerestory windows.



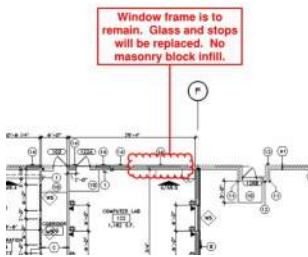
- At Building 800, the Stage angled masonry walls will remain as-is as the Stage will not be expanded.



- At Building 500, new Door 512C between Cool-Down Rooms 512 and 513 will not be required so masonry block will not be removed.



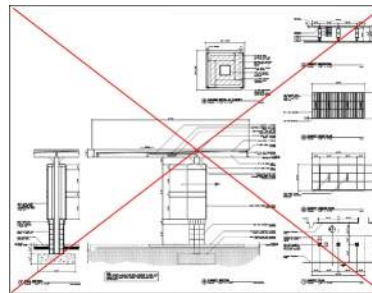
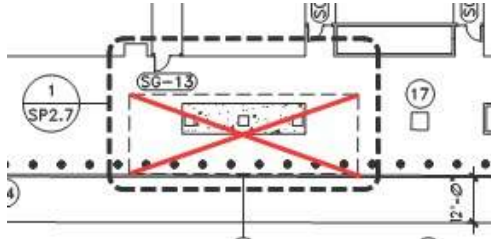
- At Building 100, the existing hollow metal window frame at Computer Room 122 will remain so new masonry infill will not be required.



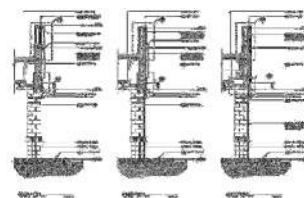
- At Building 500, Boys 501 and Men 502 Restrooms, existing masonry wall partitions will not be removed and remain as-is.
- At Building 600, Women 614 and Girls 615 Restrooms, existing masonry wall partitions will not be removed and remain as-is.
- At Building 700, Girls 710, Staff Women 711, Staff Men 712, and Boys 713 Restrooms, existing masonry wall partitions will not be removed and remain as-is.

LINE ITEM 30 | Steel

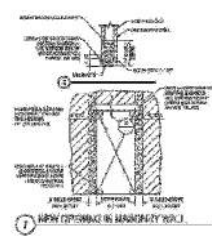
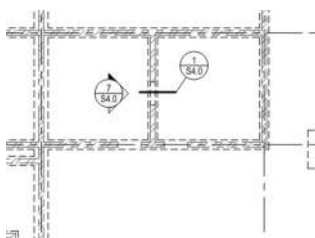
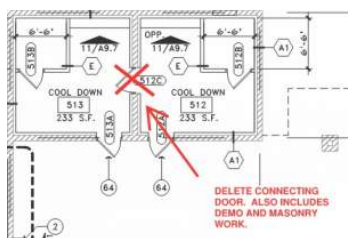
- We have included steel as listed on the GMP documents with the exception of the following as discussed and noted on the Value Engineering documents:
 - Raised planter at southwest corner of Building 100 will remain and not removed for a new shade canopy.




- At Building 100, the existing entry canopy façade enhancements have been reduced. The structural steel framing for the translucent wall panels has been removed. Only a bottom support channel remains.



- At Building 500, new Door 512C between Cool-Down Rooms 512 and 513 will not be required so masonry block will not be removed.

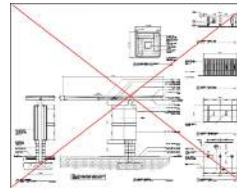
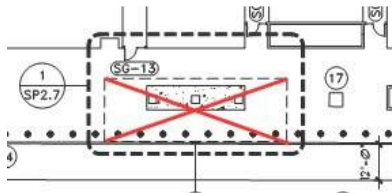


- At Building 800, sections of the east walls at Cafeteria 801 will not be removed for new clerestory windows.

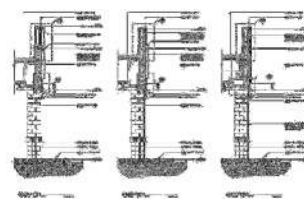
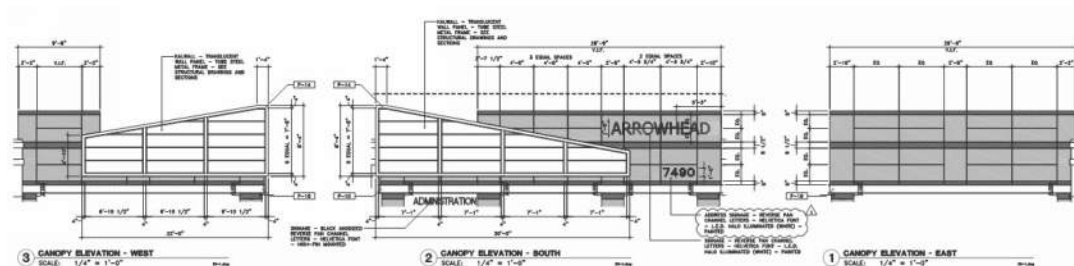


LINE ITEM 32 | Rough Carpentry

- We have included rough carpentry as listed on the GMP documents with the exception of the following as discussed and noted on the Value Engineering documents:
 - The raised planter at southwest corner of Building 100 will remain and not removed for a new shade canopy.



- At Building 100, the existing entry canopy façade enhancements have been reduced. The structural steel framing for the translucent wall panels has been removed. Only a bottom support channel remains.

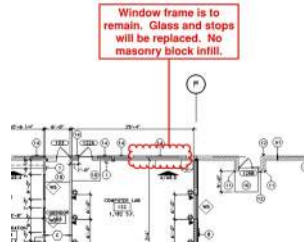


LINE ITEM 38 | Insulation

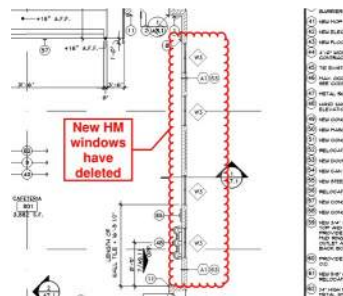
- We have included insulation as listed on the GMP documents with the exception of the following as discussed and noted on the Value Engineering documents:
 - At Buildings 900 and 1000, no work will occur and the buildings will remain as-is.

LINE ITEM 40 | Glazing

- We have included glazing as listed on the GMP documents with the exception of the following as discussed and noted on the Value Engineering documents:
 - At Building 100, the existing hollow metal window frame at Computer Room 122 will remain so new masonry infill will not be required.



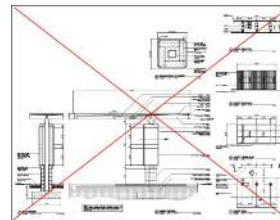
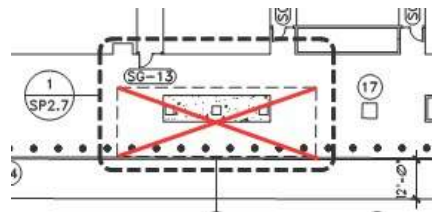
- At Building 800, sections of the east walls at Cafeteria 801 will not be removed for new clerestory windows.



- At Buildings 900 and 1000, no work will occur and the buildings will remain as-is.

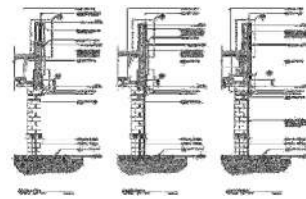
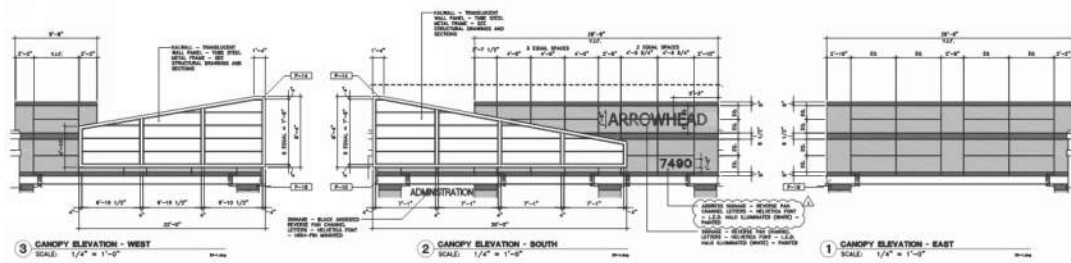
LINE ITEM 41 | Metal Wall Panels

- We have included metal wall panels as listed on the GMP documents with the exception of the following as discussed and noted on the Value Engineering documents:
 - The raised planter at southwest corner of Building 100 will remain and not removed for a new shade canopy.



- At Building 100, the existing entry canopy façade enhancements have been reduced. The original design included ACM wall panels which have been changed to MBCI Flexloc 9 1/2" wide panels with flush seams.

Where light gray vertical wall panels are now indicated, the original GMP design had tube steel framing and translucent wall panels which have been deleted.

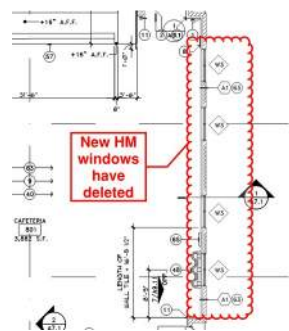


LINE ITEM 44 | Joint Sealants


- We have included joint sealants as listed on the GMP documents with the exception of the following as discussed and noted on the Value Engineering documents:
 - At Building 800, the Cafeteria east elevation hollow metal framed clerestory windows have been removed. Corresponding joint sealants have also been removed.

LINE ITEM 55 | Millwork

- We have included millwork as listed on the GMP documents with the exception of the following as discussed and noted on the Value Engineering documents:
 - At Building 800, the Cafeteria east elevation hollow metal framed clerestory windows have been removed. This will include the solid surface window sills.



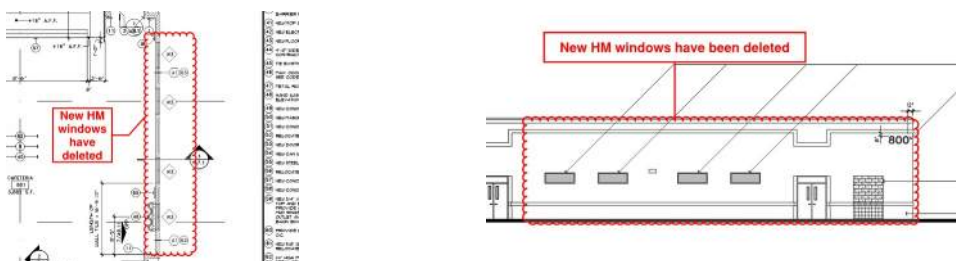
- Throughout Buildings 100 – 800, we have included numerous changes which include the following:



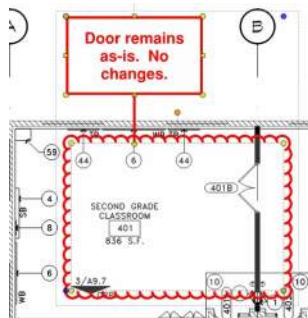
- Throughout Buildings 100 – 800, all solid surface countertops have been changed to plastic laminate.
- At Buildings 900 and 1000, no work will occur and the buildings will remain as-is.

LINE ITEM 56 | Doors, Frames, & Hardware

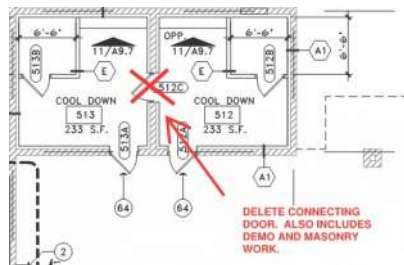
- We have included doors, frames, and hardware as listed on the GMP documents with the exception of the following as discussed and noted on the Value Engineering documents:
 - At Building 800, the Cafeteria east elevation hollow metal framed clerestory windows have been removed.



- The following list of existing exterior hollow metal doors and hardware scheduled to be removed and replaced will remain:
 - 130A, 130B, 201A1, 201A2, 202A, 203A1, 203A2, 204A, 205A, 206, 207, 208A, 208B, 301A1, 301A2, 302A, 303A, 305, 401A, 402, 403A, 403B, 404, 405, 406A, 406B, 407A, 407B, 407C, 408A, 408B, 409, 410A, 411B, 411, 503A, 503B, 503C, 503D, 504, 505, 506, 507, 508, 509A, 510A, 511A, 512A, 513A, 601, 604, 606, 607, 608, 609, 610, 611, 612, 613A, 613B, 613C, 613D, 707A, 707B, 708, 709A, 709B, 709D, 710, 711, 712, 713A, 714, 802A, 802B, 804, 805A1, 805A2, 810, 811, 812, 813, 814, 815A, 901, 902A, 902B, 903, 904A, 904B, 905, 1001A, 1001B, 1002A, 1002B, 1003A, 1003B, 1004, 1005, and 1006.
 - The above mentioned doors will retain hinges. All other hardware will be replaced.
- At Building 400, existing Door 401B remains as-is. No changes will occur.



- At Building 500, new Door 512C between Cool-Down Rooms 512 and 513 will not be required.



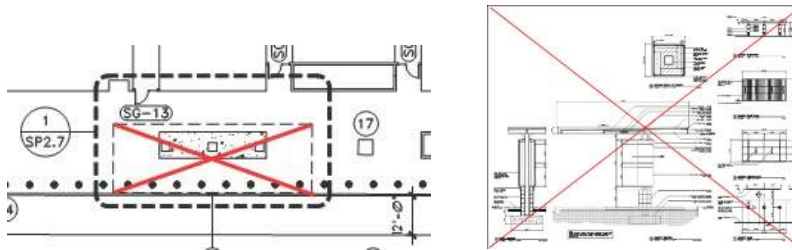
- Per the Allegion narrative dated February 14, 2018 from Allegion, the following changes have been made to the Specifications and incorporated in to GMP pricing:
 - All exterior hollow metal doors will change from 16 gauge rib-reinforced to honeycomb doors with continuously bonded cores.
 - All interior hollow metal doors will change from 18 gauge rib-reinforced to honeycomb doors with continuously bonded cores.
 - All continuous hinges have been removed and replaced with standard butt hinges.
 - Where indicated, Steelcraft VL framed louvers have been changed to air louvers.
 - An allowance of \$18,000 has been included for replacement of hinges where required.
- At Buildings 900 and 1000, no work will occur and the buildings will remain as-is.

LINE ITEM 57 | Overhead Coiling Grille

- We have included the overhead coiling grille at the Cafeteria serving line as listed on the GMP documents.

LINE ITEM 59 | Metal Studs & Drywall

- We have included metal studs and drywall as listed on the GMP documents with the exception of the following as discussed and noted on the Value Engineering documents:
 - The raised planter at southwest corner of Building 100 will remain and not removed for a new shade canopy. Metal stud framing for the masonry column wraps is not included.



- At Building 100, the existing entry canopy façade enhancements have been reduced. The original design included ACM wall panels which have been changed to MBCI Flexloc 9 1/2" wide panels with flush seams. Where light gray vertical metal wall panels are indicated, metal stud support is now required. Previously, these areas comprised tube steel framing and translucent wall panels.



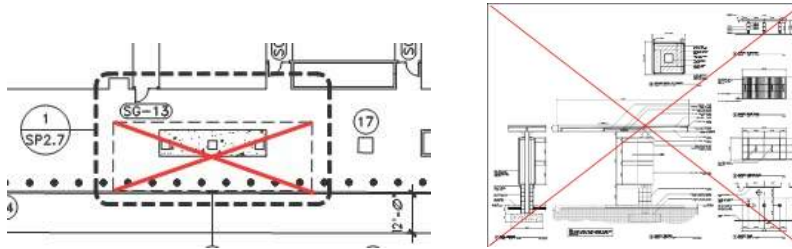
- At Buildings 900 and 1000, no work will occur and the buildings will remain as-is.

LINE ITEM 60 | FRP Wall Panels

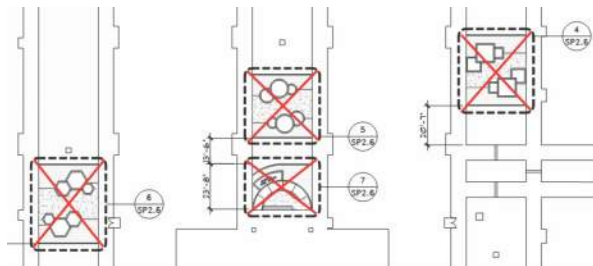
- We have included FRP wall panels at mop sink locations listed on the GMP documents.

LINE ITEM 61 | Painting

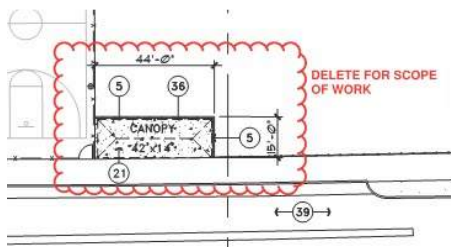
- We have included painting as listed on the GMP documents with the exception of the following as discussed and noted on the Value Engineering documents:
 - The raised planter at southwest corner of Building 100 will remain and not removed for a new shade canopy.



- Painting of masonry block raised planters in the Courtyards as they are not included.

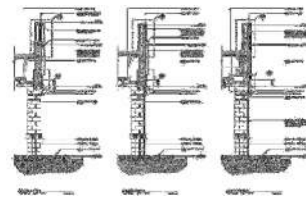
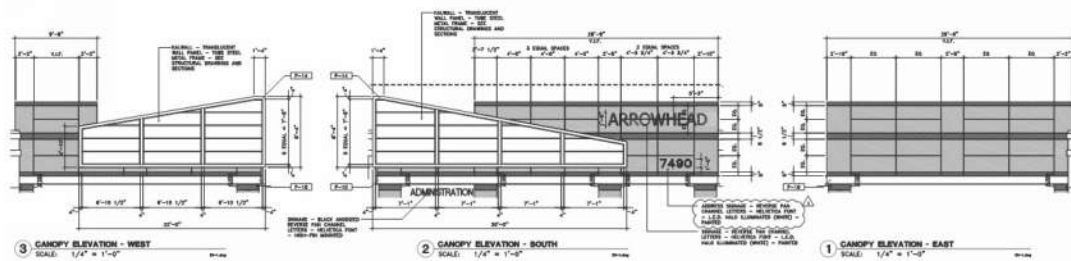


- Wrought iron fencing east of the basketball courts will not be replaced for a shade canopy.

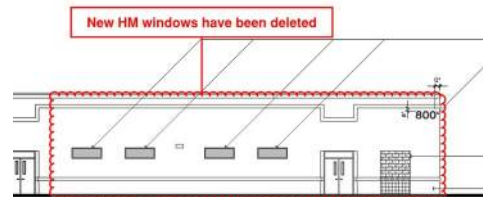
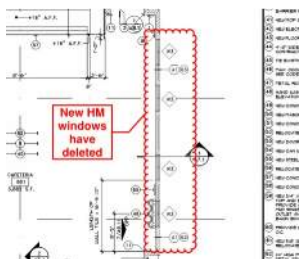


- At Building 100, the existing entry canopy façade enhancements have been reduced. The original design included ACM wall panels which have been changed to MBCI Flexloc 9 1/2" wide panels with flush seams. Metal panel wraps at the columns are deleted and will now be painted block. Where light gray vertical

metal wall panels are indicated, metal stud support is now required. Previously, these areas comprised painted tube steel framing and translucent wall panels.



- At Building 800, the Cafeteria east elevation hollow metal framed clerestory windows have been removed.



- At Buildings 100 – 800, painting of exterior masonry block wainscot is not included.
- Interior accent wall painting is not included.
- At Buildings 900 and 1000, no work will occur and the buildings will remain as-is.

LINE ITEM 62 | Acoustical Ceilings & Wall Panels

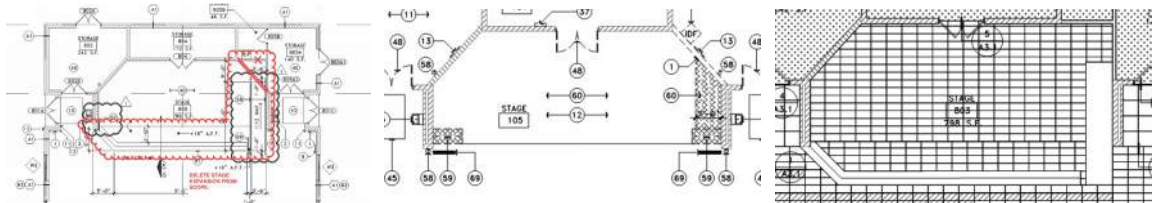
- We have included acoustical ceilings and wall panels as listed on the GMP documents with the exception of the following as discussed and noted on the Value Engineering documents:
 - Acoustical wall panels as listed on the Finish Schedule for the following rooms have been removed from the Scope of Work:
 - Band 701 – 25% coverage on East, South, and West walls
 - Music 704 – 25% coverage on North, East, and West walls
 - Cafeteria 801 – East and West walls between clerestory and large windows
 - At Buildings 900 and 1000, no work will occur and the buildings will remain as-is.

LINE ITEM 64 | Tile

- We have included tile as listed on the GMP documents with the exception of the following as discussed and noted on the Value Engineering documents:
 - Wall tile Types CT-3, CT-4, CT-5, CT-6, CT-7, and CT-8 have been changed from 4" x 16" to 4 1/4" x 4 1/4".
 - At Building 500, Boys 501 and Men 502 Restrooms, existing tile will remain as-is and not be removed.
 - At Building 600, Women 614 and Girls 615 Restrooms, existing tile will remain as-is and not be removed.
 - At Building 700, Girls 710, Staff Women 711, Staff Men 712, and Boys 713 Restrooms, existing tile will remain as-is and not be removed.
 - Replacement of 6" high wall base and one row of 4 1/4" x 4 1/4" wall tile at Kitchen areas 806, 807, 808, 809, 810, 812, 813, and 814 is included in the GMP.

LINE ITEM 65 | Flooring

- We have included flooring as listed on the GMP documents with the exception of the following as discussed and noted on the Value Engineering documents:
 - At Buildings 100 – 800, all locations indicated on the Finish Schedule for Mohawk Matuto 12" x 24" LVT to Armstrong Imperial Texture Standard Excelon 12" x 12" VCT tile. Colors will be selected from the standard color line.
 - At Building 800, the existing Stage layout will remain as-is and not be expanded. The new Johnsonite integral tread and riser flooring will included at the existing stairs. VCT will be included at the Stage.



- At Buildings 900 and 1000, no work will occur and the buildings will remain as-is.

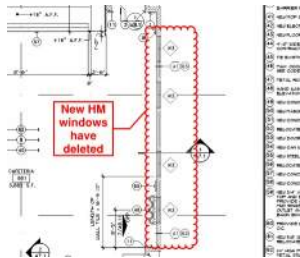
LINE ITEM 71 | Visual Display Surfaces

- We have included visual display surfaces as listed on the GMP documents with the exception of the following as discussed and noted on the Value Engineering documents:
 - At Buildings 900 and 1000, no work will occur and the buildings will remain as-is.

LINE ITEM 72 | Window Blinds

- We have included window blinds as listed on the GMP documents with the exception of the following as discussed and noted on the Value Engineering documents:
 - At Buildings 100 – 800, window blinds at all exterior transoms have been deleted.

- At Building 800, the Cafeteria east elevation hollow metal framed clerestory windows have been removed which includes associated window blinds.



- At Buildings 900 and 1000, no work will occur and the buildings will remain as-is.

LINE ITEM 73 | Signage

- We have included signage as listed on the GMP documents with the exception of the following as discussed and noted on the Value Engineering documents:
 - At Buildings 900 and 1000, no work will occur and the buildings will remain as-is.

LINE ITEM 75 | Toilet Partitions & Accessories

- We have included toilet partitions and accessories as listed on the GMP documents with the exception of the following as discussed and noted on the Value Engineering documents:
 - At Building 500, Boys 501 and Men 502 Restrooms, existing tile will remain as-is and not be removed.
 - At Building 600, Women 614 and Girls 615 Restrooms, existing tile will remain as-is and not be removed.
 - At Building 700, Girls 710, Staff Women 711, Staff Men 712, and Boys 713 Restrooms, existing tile will remain as-is and not be removed.

LINE ITEM 77 | Corner Guards

- We have included corner guards as listed on the GMP documents with the exception of the following as discussed and noted on the Value Engineering documents:
 - At Buildings 900 and 1000, no work will occur and the buildings will remain as-is.

LINE ITEM 78 | Fire Extinguishers & Cabinets

- We have included fire extinguishers and cabinets as listed on the GMP documents with the exception of the following as discussed and noted on the Value Engineering documents:
 - At Buildings 900 and 1000, no work will occur and the buildings will remain as-is.

LINE ITEM 81 | Wall Pads

- We have included wall pads as indicated on the GMP documents at Cool Down Rooms 512B and 513B.

LINE ITEM 86 | Residential Appliances

- We have included the dishwasher at Staff Kitchen 605 as indicated on the GMP documents.

LINE ITEM 87 | Kitchen (Food Service) Equipment

- We have included Kitchen Food Service Equipment as listed on the GMP documents with the exception of the following as discussed and noted on the Value Engineering documents:
 - Existing Cooler and Freezer doors are included as re-skinned units in lieu of replaced.

LINE ITEM 92 | Library Furniture Removal & Relocation

- We have included removal, storage, and reinstallation of existing Media Center 126 furniture as indicated on the GMP documents.

LINE ITEM 97 | Fire Sprinklers

- We have included fire sprinklers as listed on the GMP documents with the exception of the following as discussed and noted on the Value Engineering documents:
 - The existing fire riser assemblies are original. No improvements or replacement of existing components is included.
 - At Buildings 900 and 1000, no work will occur and the buildings will remain as-is.

LINE ITEM 98 | Plumbing

- We have included plumbing as listed on the GMP documents with the exception of the following as discussed and noted on the Value Engineering documents:
 - Wall mounted Water Closets WC3 and WC4 as listed on Sheet P0.2 will not be used. Per clarification from the Architect, floor mounted Water Closets WC1 and WC2 will be used.
 - Electric hot water heaters have been changed to gas units. Existing gas piping will remain and not be removed during demolition.
 - Existing floor drains will be reused.
 - PEX A type piping will be used inside the buildings in lieu of copper pipe for distribution.
 - Existing mop sinks at Building 500, Room 503C and Building 900, Storage 901 will remain.
 - The new mop sink at Building 600, Room 613 will not be provided.
 - At Building 500, Boys 501 and Men 502 Restrooms, existing plumbing fixtures will remain as-is and not be removed.
 - At Building 600, Women 614 and Girls 615 Restrooms, existing plumbing fixtures will remain as-is and not be removed.
 - At Building 700, Girls 710, Staff Women 711, Staff Men 712, and Boys 713 Restrooms, existing plumbing fixtures will remain as-is and not be removed.
 - Existing drinking fountains will remain and not be replaced at the following locations:
 - Building 200: 1 – EDF-2
 - Building 500: 1 – EDF-2

- Building 600: 1 – EDF-2
- Building 800: 2 – EDF-3
- At Buildings 900 and 1000, no work will occur and the buildings will remain as-is.

LINE ITEM 99 | Mechanical

- We have included mechanical as listed on the GMP documents with the exception of the following as discussed and noted on the Value Engineering documents:
 - Existing ductwork between relief air grilles and exterior wall louvers at Buildings 100, 200, 400, 500, 600, & 700 will be removed. Grilles will remain and louvers will be uncapped and opened to the plenum space.
 - Existing ductwork at Building 800 Cafeteria 801 will be inspected to see if it can be reused.
 - At Building 100, the mechanical design will remain as a plenum return system. Current design including return air ductwork is not included.
 - At Building 500, Boys 501 and Men 502 Restrooms, the existing ductwork and evaporative cooling unit will remain and not be replaced. No improvements will occur in these spaces.
 - At Building 600, Women 614 and Girls 615 Restrooms, the existing ductwork and evaporative cooling unit will remain and not be replaced. No improvements will occur in these spaces.
 - At Building 700, Girls 710, Staff Women 711, Staff Men 712, and Boys 713 Restrooms, the existing ductwork and evaporative cooling unit will remain and not be replaced. No improvements will occur in these spaces.
 - Existing drinking fountains will remain and not be replaced at the following locations:
 - Building 200: 1 – EDF-2
 - Building 500: 1 – EDF-2
 - Building 600: 1 – EDF-2
 - Building 800: 2 – EDF-3
 - At Buildings 900 and 1000, no work will occur and the buildings will remain as-is.

LINE ITEM 100 | Mechanical Controls

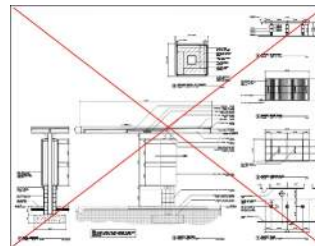
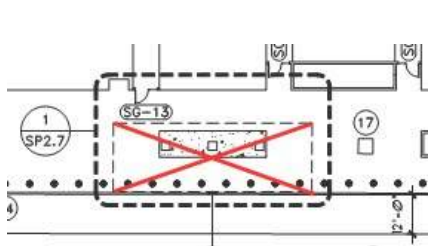
- We have included mechanical controls as listed on the GMP documents with the exception of the following as discussed and noted on the Value Engineering documents:
 - Current design indicates electric hot water heaters. These units have been changed to gas units which results in removing EMS controls.
 - As existing drinking fountains will remain and not be replaced, EMS controls at these units has been removed.
 - At Building 500, Boys 501 and Men 502 Restrooms, the existing ductwork and evaporative cooling unit will remain and not be replaced. EMS controls for evaporative units are not required and have been removed.
 - At Building 600, Women 614 and Girls 615 Restrooms, the existing ductwork and evaporative cooling unit will remain and not be replaced. EMS controls for evaporative units are not required and have been removed.
 - At Building 700, Girls 710, Staff Women 711, Staff Men 712, and Boys 713 Restrooms, the existing ductwork and evaporative cooling unit will remain and not be replaced. EMS controls for evaporative units are not required and have been removed.
 - At Buildings 900 and 1000, no work will occur and the buildings will remain as-is.

LINE ITEM 101 | Mechanical Test & Balance


- We have included mechanical test & balance as listed on the GMP documents with the exception of the following as discussed and noted on the Value Engineering documents:
 - At Building 500, Boys 501 and Men 502 Restrooms, the existing ductwork and evaporative cooling unit will remain and not be replaced. Test and balance will now be adjusted to include an evaporative cooling unit.
 - At Building 600, Women 614 and Girls 615 Restrooms, the existing ductwork and evaporative cooling unit will remain and not be replaced. Test and balance will now be adjusted to include an evaporative cooling unit.
 - At Building 700, Girls 710, Staff Women 711, Staff Men 712, and Boys 713 Restrooms, the existing ductwork and evaporative cooling unit will remain and not be replaced. Test and balance will now be adjusted to include an evaporative cooling unit.
 - At Buildings 900 and 1000, no work will occur and the buildings will remain as-is.

LINE ITEM 102 | Electrical

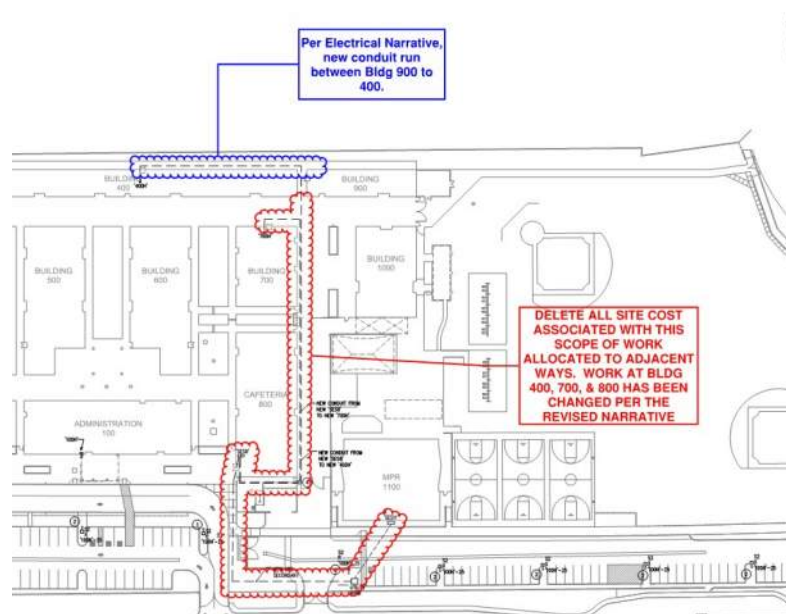
- We have included electrical scope as listed on the GMP documents with the exception of the following as discussed and noted on the Value Engineering documents:
 - The raised planter at southwest corner of Building 100 will remain and not removed for a new shade canopy. Electrical conduit extension and light fixtures have been deleted.



- Existing site light lighting concrete bases and poles will remain as-is. Light fixtures will be removed and replaced with new LED fixtures as follows:

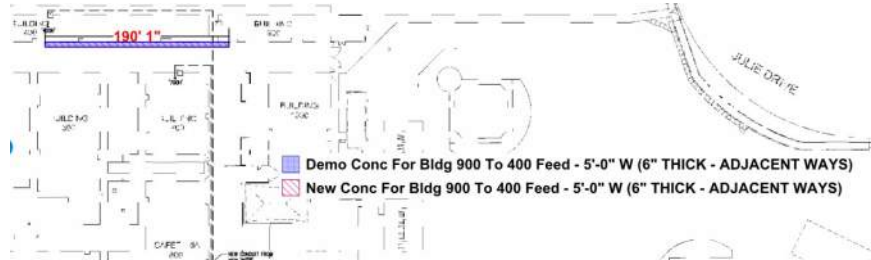


- Per the Value Engineering memo from the Electrical Engineer dated February 7, 2018, scope reductions are included as follows:
 - Electrical service for electric water heaters have been removed as units have been changed to gas water heaters
 - The following lists a change in reduction of light fixtures and associated foot candles:
 - Building 100 – 800 Classrooms: Lighting design has been reduced from 56 – 57 foot candles to 45 – 46 foot candles.
 - Media Center: Lighting design has been reduced from 56 foot candles to 44 foot candles.
 - Building 200 Maintenance: Lighting design has been reduced from 102 foot candles to 45 foot candles.
 - Building 600 Staff Lounge: Lighting design has been reduced from 51 foot candles to 28 foot candles.
 - Building 800 Cafeteria: Lighting design has been reduced from 58 foot candles to 41 foot candles.
 - The above light fixture reductions have significantly decreased the electrical demand load.
 - Provided existing electrical disconnects on mechanical units are fused, existing fuses will be swapped out for new as specified and listed on the drawings. If existing disconnects are non-fused, the Electrical Engineer will modify circuiting to avoid new fused disconnect requirements.
 - With the above design recommendations and overall electrical demand load reductions, the current new electrical service feed from the transformer south of Building 1100 to Building 800, new SES8, and secondary feeds to Buildings 400 & 700 has been changed as follows:



- The Electrical Engineer indicated the new electrical feed between Buildings 400 and 900 along the north elevation. To capture this work in Adjacent Ways, the routing was moved to the South

elevation which will include demolition and patch concrete Fire Lane, electrical conduit, and electrical conductors.



- At Building 500, Boys 501 and Men 502 Restrooms, existing electrical light fixtures will be removed. Current design using new recessed mounted LED fixture have been changed to surface mounted LED fixtures with wraparound lenses as the existing ceiling will not be removed. No other electrical work will occur in these spaces which includes new convenience GFCI outlets and power for electric hand dryers.
- At Building 600, Women 614 and Girls 615 Restrooms, existing electrical light fixtures will be removed. Current design using new recessed mounted LED fixture have been changed to surface mounted LED fixtures with wraparound lenses as the existing ceiling will not be removed. No other electrical work will occur in these spaces which includes new convenience GFCI outlets and power for electric hand dryers.
- At Building 700, Girls 710, Staff Women 711, Staff Men 712, and Boys 713 Restrooms, existing electrical light fixtures will be removed. Current design using new recessed mounted LED fixture have been changed to surface mounted LED fixtures with wraparound lenses as the existing ceiling will not be removed. No other electrical work will occur in these spaces which includes new convenience GFCI outlets and power for electric hand dryers.

Columbia
LIGHTING

LED



createchange

FEATURES

- LED Wraparound with glow ends
- Long life 60,000 hour LEDs at L80 for reduced maintenance
- Four LED color choices and 80 CRI
- 2' Size offers four lumen packages
- 4' Size offers seven lumen packages
- Heavy gauge steel housing, die embossed for maximum rigidity
- Clear prismatic diffuser with overlay features flat bottom and vertical sides
- 50% DR lens option available
- Injection molded ends sonically welded to prismatic

LWC

10" Wide Specification Grade Wraparound / LED

PROJECT INFORMATION	
Project Name	Type
Catalog No.	Date

CONSTRUCTION
Housing and wireway are formed from cold-gauge steel. Housing components act as heat sink for LED heat dissipation. Ends are injection molded, sonically welded to shielding. Knockouts are provided for electrical access and mounting.

SHIELDING
100% clear prismatic acrylic with overlay. 50% DR acrylic lens available as an option.

FINISH
White painted parts are treated with a five-stage phosphate bonding process and finished with high reflectance baked enamel. For a post-painted housing finish select PAI option.

CERTIFICATION
All luminaires are built to UL 1598 and 2108 standards, and bear appropriate CSA labels. Damp location labeling is standard. Emergency equipped fixtures built to UL924. Adheres to LAMP, LM80 and TM21 industry standards. DLC® (DesignLights Consortium) Qualified. Please refer to the DLC website for specific product qualifications at www.designlights.org.

WARRANTY
Five year warranty (Terms and Conditions apply).

- At Buildings 100 – 800, electrical relay panels for lighting control have been changed to relay switches mounted in separate enclosures.
- At Buildings 900 and 1000, no work will occur and the buildings will remain as-is.

LINE ITEM 103 | Fire Alarm System

- We have included fire alarm scope as listed on the GMP documents with the exception of the following as discussed and noted on the Value Engineering documents:
 - Remove from site and store for reinstallation all devices and control equipment.
 - Clean all smoke and heat detectors and store for reinstallation.
 - Reinstall all field devices in new locations in new ceiling grid and tile.
 - Work at Building 1100 is limited to cleaning of existing smoke detectors and installation of speaker strobes.
 - No warranty will be provided on old smoke detectors as the units are 12 years old.
 - Work at Buildings 900 and 1000 is included in the GMP pricing as older devices in these buildings can't remain with campus wide upgrades per Code Requirements.

LINE ITEM 109 | Structured Cabling System

- We have included structured cabling scope as listed on the GMP documents with the exception of the following as discussed and noted on the Value Engineering documents:
 - Fiber optic cabling removal and replacement is included for Buildings 100 – 1100 as part of GMP pricing.
 - At Buildings 900 and 1000, all cabling, devices, wire managers, and cover plates are not included in the GMP pricing.
 - There will be no new cabling, devices, wire managers, or cover plates installed at Building 1100

LINE ITEM 110 | Security & Access Control

- We have included security and access control scope as listed on the GMP documents with the exception of the following as discussed and noted on the Value Engineering documents:
 - At Buildings 100 – 800, complete rewiring of the security system is included.
 - No work will be completed at Buildings 900, 1000, and 1100.

LINE ITEM 111 | Audio Visual System

- We have included audio visual scope as listed on the GMP documents with the exception of the following as discussed and noted on the Value Engineering documents:
 - No work will be completed at Buildings 900 and 1000.
 - Per direction of the Architect and Owner, Scope of Work has changed as follows:
 - Subcontractor will provide labor only for all required removal and reinstallation of existing equipment at Buildings 100 – 800.
 - Subcontractor will provide labor only for all required new equipment at Buildings 100 – 800 and the new projector, projector mount, and screen at Building 1100.
 - The Owner (Deer Valley USD) will provide all required materials and equipment for audio visual Scope of Work at Buildings 100 – 800 and the new projector, projector mount, and projection screen at Building 1100.



Exhibit A.2

Basis of GMP
Arrowhead Elementary School
Modernization
Glendale, AZ
March 26, 2018

LINE ITEM 112 | Intercom System

- We have included intercom scope as listed on the GMP documents with the exception of the following as discussed and noted on the Value Engineering documents:
 - All intercom devices and head-end control equipment will be removed from Buildings 100 – 800 only.
 - New CAT 5 wiring for the intercom messaging clock and speakers will be included at Buildings 100 – 800 only.
 - At Buildings 900, 1000, and 1100, no work will occur and the buildings will remain as-is.

Exhibit A.3 - EODs (Enumeration of Documents)

PROJECT MANUAL						
Specification/ Drawing	Description	Spec Date	Stamp Date	CORE Received Date	Revision	Color
Division 00	Procurement and Contracting Requirements	5-Jan-18	8-Jan-18	8-Jan-18	None	White
00 0102	Project Information	5-Jan-18	8-Jan-18	8-Jan-18	None	White
00 0100	Table of Contents	5-Jan-18	8-Jan-18	8-Jan-18	None	White
00 3100	Available Project Information	5-Jan-18	8-Jan-18	8-Jan-18	None	White
00 4100	GMP Bid Form	5-Jan-18	8-Jan-18	8-Jan-18	None	White
00 4323	Alternates Form	5-Jan-18	8-Jan-18	8-Jan-18	None	White
00 4336	Proposed Subcontractors Form	5-Jan-18	8-Jan-18	8-Jan-18	None	White
00 5000	Contracting Forms and Supplements	5-Jan-18	8-Jan-18	8-Jan-18	None	White
00 6000	Project Forms	5-Jan-18	8-Jan-18	8-Jan-18	None	White
00 7200	General Conditions	5-Jan-18	8-Jan-18	8-Jan-18	None	White
00 7300	Supplementary Conditions	5-Jan-18	8-Jan-18	8-Jan-18	None	White
Division 01	General Requirements	5-Jan-18	8-Jan-18	8-Jan-18	None	White
01 1000	Summary	5-Jan-18	8-Jan-18	8-Jan-18	None	White
01 2000	Price and Payment Procedures	5-Jan-18	8-Jan-18	8-Jan-18	None	White
01 2100	Allowances	5-Jan-18	8-Jan-18	8-Jan-18	None	White
01 2300	Alternates	5-Jan-18	8-Jan-18	8-Jan-18	None	White
01 3000	Administrative Requirements	5-Jan-18	8-Jan-18	8-Jan-18	None	White
01 3216	Construction Progress Schedule	5-Jan-18	8-Jan-18	8-Jan-18	None	White
01 3553	Security Procedures	5-Jan-18	8-Jan-18	8-Jan-18	None	White
01 4000	Quality Requirements	5-Jan-18	8-Jan-18	8-Jan-18	None	White
01 4216	Definitions	5-Jan-18	8-Jan-18	8-Jan-18	None	White
01 4219	Reference Standards	5-Jan-18	8-Jan-18	8-Jan-18	None	White
01 4533	Code-Required Special Inspections	5-Jan-18	8-Jan-18	8-Jan-18	None	White
01 5000	Temporary Facilities and Controls	5-Jan-18	8-Jan-18	8-Jan-18	None	White
01 5213	Field Offices and Sheds	5-Jan-18	8-Jan-18	8-Jan-18	None	White
01 5500	Vehicular Access and Parking	5-Jan-18	8-Jan-18	8-Jan-18	None	White
01 5713	Temporary Erosion and Sediment Control	5-Jan-18	8-Jan-18	8-Jan-18	None	White
01 5813	Temporary Project Signage	5-Jan-18	8-Jan-18	8-Jan-18	None	White
01 6000	Product Requirements	5-Jan-18	8-Jan-18	8-Jan-18	None	White
01 7000	Execution and Closeout Requirements	5-Jan-18	8-Jan-18	8-Jan-18	None	White
01 7800	Closeout Submittals	5-Jan-18	8-Jan-18	8-Jan-18	None	White
Division 02	Existing Conditions/Site	5-Jan-18	8-Jan-18	8-Jan-18	None	White
02 4100	Demolition	5-Jan-18	8-Jan-18	8-Jan-18	None	White
Division 03	Concrete	5-Jan-18	8-Jan-18	8-Jan-18	None	White
03 1000	Concrete Forming and Accessories	5-Jan-18	8-Jan-18	8-Jan-18	None	White
03 2000	Concrete Reinforcing	5-Jan-18	8-Jan-18	8-Jan-18	None	White
03 3000	Cast-In-Place Concrete	5-Jan-18	8-Jan-18	8-Jan-18	None	White
Division 04	Masonry	5-Jan-18	8-Jan-18	8-Jan-18	None	White
04 0100	Maintenance of Masonry	5-Jan-18	8-Jan-18	8-Jan-18	None	White
04 0511	Masonry Mortaring and Grouting	5-Jan-18	8-Jan-18	8-Jan-18	None	White
04 2000	Unit Masonry	5-Jan-18	8-Jan-18	8-Jan-18	None	White
Division 05	Metals	5-Jan-18	8-Jan-18	8-Jan-18	None	White
05 1200	Structural Steel	5-Jan-18	8-Jan-18	8-Jan-18	None	White
05 3100	Steel Decking	5-Jan-18	8-Jan-18	8-Jan-18	None	White
05 5000	Metal Fabrications	5-Jan-18	8-Jan-18	8-Jan-18	None	White
05 5213	Pipe and Tube Railings	5-Jan-18	8-Jan-18	8-Jan-18	None	White
Division 06	Wood, Plastics, and Composites	5-Jan-18	8-Jan-18	8-Jan-18	None	White
06 1000	Rough Carpentry	5-Jan-18	8-Jan-18	8-Jan-18	None	White
06 2000	Finish Carpentry	5-Jan-18	8-Jan-18	8-Jan-18	None	White
Division 07	Thermal and Moisture Protection	5-Jan-18	8-Jan-18	8-Jan-18	None	White
07 2100	Thermal Insulation	5-Jan-18	8-Jan-18	8-Jan-18	None	White
07 2500	Weather Barriers	5-Jan-18	8-Jan-18	8-Jan-18	None	White
07 4213	Metal Wall Panels	5-Jan-18	8-Jan-18	8-Jan-18	None	White
07 6200	Sheet Metal Flashing and Trim	5-Jan-18	8-Jan-18	8-Jan-18	None	White
07 7100	Roof Specialties	5-Jan-18	8-Jan-18	8-Jan-18	None	White

Exhibit A.3 - EODs

(Enumeration of Documents)

Specification/ Drawing	Description	Spec Date	Stamp Date	CORE Received Date	Revision	Color
07 8400	Firestopping	5-Jan-18	8-Jan-18	8-Jan-18	None	White
07 9005	Joint Sealants	5-Jan-18	8-Jan-18	8-Jan-18	None	White
Division 08	Openings	5-Jan-18	8-Jan-18	8-Jan-18	None	White
08 1113	Hollow Metal Doors and Frames	5-Jan-18	8-Jan-18	8-Jan-18	None	White
08 1416	Flush Wood Doors	5-Jan-18	8-Jan-18	8-Jan-18	None	White
08 3100	Access Doors and Panels	5-Jan-18	8-Jan-18	8-Jan-18	None	White
08 3326	Overhead Coiling Grilles	5-Jan-18	8-Jan-18	8-Jan-18	None	White
08 4523	Fiberglass Sandwich Panel Wall System	5-Jan-18	8-Jan-18	8-Jan-18	None	White
08 7100	Door Hardware	5-Jan-18	8-Jan-18	8-Jan-18	None	White
08 8000	Glazing	5-Jan-18	8-Jan-18	8-Jan-18	None	White
Division 09	Finishes	5-Jan-18	8-Jan-18	8-Jan-18	None	White
09 2116	Gypsum Board Assemblies	5-Jan-18	8-Jan-18	8-Jan-18	None	White
09 2216	Non-Structural Metal Framing	5-Jan-18	8-Jan-18	8-Jan-18	None	White
09 3000	Tiling	5-Jan-18	8-Jan-18	8-Jan-18	None	White
09 5100	Acoustical Ceilings	5-Jan-18	8-Jan-18	8-Jan-18	None	White
09 6500	Resilient Flooring	5-Jan-18	8-Jan-18	8-Jan-18	None	White
09 6660	Protect-All Commercial Flooring	5-Jan-18	8-Jan-18	8-Jan-18	None	White
09 6813	Tile Carpeting	5-Jan-18	8-Jan-18	8-Jan-18	None	White
09 7733	FRP Wall Panels	5-Jan-18	8-Jan-18	8-Jan-18	None	White
09 8400	Acoustical Wall Coverings	5-Jan-18	8-Jan-18	8-Jan-18	None	White
09 9000	Painting and Coating	5-Jan-18	8-Jan-18	8-Jan-18	None	White
09 9110	Re-Painting Previously Painted Surfaces	5-Jan-18	8-Jan-18	8-Jan-18	None	White
Division 10	Specialties	5-Jan-18	8-Jan-18	8-Jan-18	None	White
10 1101	Visual Display Boards	5-Jan-18	8-Jan-18	8-Jan-18	None	White
10 1400	Signage	5-Jan-18	8-Jan-18	8-Jan-18	None	White
10 2113.19	Plastic Toilet Compartments	5-Jan-18	8-Jan-18	8-Jan-18	None	White
10 2123	Cubicles	5-Jan-18	8-Jan-18	8-Jan-18	None	White
10 2601	Wall and Corner Guards	5-Jan-18	8-Jan-18	8-Jan-18	None	White
10 2813	Toilet Accessories	5-Jan-18	8-Jan-18	8-Jan-18	None	White
10 4400	Fire Protection Specialties	5-Jan-18	8-Jan-18	8-Jan-18	None	White
Division 11	Equipment	5-Jan-18	8-Jan-18	8-Jan-18	None	White
11 3100	Residential Appliances	5-Jan-18	8-Jan-18	8-Jan-18	None	White
11 4000	Food Service Equipment	5-Jan-18	8-Jan-18	8-Jan-18	None	White
11 5213	Projection Screens	5-Jan-18	8-Jan-18	8-Jan-18	None	White
11 6623.10	Cool Down Room Wall Padding	5-Jan-18	8-Jan-18	8-Jan-18	None	White
Division 12	Furnishings	5-Jan-18	8-Jan-18	8-Jan-18	None	White
12 2113	Horizontal Louver Blinds	5-Jan-18	8-Jan-18	8-Jan-18	None	White
12 3419	Plastic Laminate-Faced Casework	5-Jan-18	8-Jan-18	8-Jan-18	None	White
12 3600	Countertops	5-Jan-18	8-Jan-18	8-Jan-18	None	White
Division 13	Special Construction	5-Jan-18	8-Jan-18	8-Jan-18	None	White
	NONE	5-Jan-18	8-Jan-18	8-Jan-18	None	White
Division 14	Conveying Equipment	5-Jan-18	8-Jan-18	8-Jan-18	None	White
	NONE	5-Jan-18	8-Jan-18	8-Jan-18	None	White
Division 21	Fire Suppression	5-Jan-18	8-Jan-18	8-Jan-18	None	White
21 1000	Water Based Fire Supression System	5-Jan-18	8-Jan-18	8-Jan-18	None	White
Division 22	Plumbing	5-Jan-18	8-Jan-18	8-Jan-18	None	White
22 0100	General Plumbing Requirements	5-Jan-18	8-Jan-18	8-Jan-18	None	White
22 0700	Plumbing Insulation	5-Jan-18	8-Jan-18	8-Jan-18	None	White
22 1100	Building Water Supply System	5-Jan-18	8-Jan-18	8-Jan-18	None	White
22 1300	Building Soil and Waste System	5-Jan-18	8-Jan-18	8-Jan-18	None	White
Division 23	Heating, Ventilating, and Air Conditioning	5-Jan-18	8-Jan-18	8-Jan-18	None	White
23 0100	General Mechanical Requirements	5-Jan-18	8-Jan-18	8-Jan-18	None	White

Exhibit A.3 - EODs (Enumeration of Documents)

Specification/ Drawing	Description	Spec Date	Stamp Date	CORE Received Date	Revision	Color
23 0120	Trenching & Backfill for Mechanical Systems	5-Jan-18	8-Jan-18	8-Jan-18	None	White
23 0519	Piping Specialties	5-Jan-18	8-Jan-18	8-Jan-18	None	White
23 0523	Valves	5-Jan-18	8-Jan-18	8-Jan-18	None	White
23 0593	Testing, Adjusting & Balancing of Mechanical Systems	5-Jan-18	8-Jan-18	8-Jan-18	None	White
23 0700	Mechanical Systems Insulation	5-Jan-18	8-Jan-18	8-Jan-18	None	White
23 2000	Pipe and Pipe Fittings	5-Jan-18	8-Jan-18	8-Jan-18	None	White
23 2300	Refrigerant Piping System	5-Jan-18	8-Jan-18	8-Jan-18	None	White
23 3000	Air Tempering System and Equipment	5-Jan-18	8-Jan-18	8-Jan-18	None	White
Division 25	Integrated Automation	5-Jan-18	8-Jan-18	8-Jan-18	None	White
25 0000	Building Automation System	5-Jan-18	8-Jan-18	8-Jan-18	None	White
Division 26	Electrical	5-Jan-18	8-Jan-18	8-Jan-18	None	White
26 0010	General Provisions	5-Jan-18	8-Jan-18	8-Jan-18	None	White
26 0020	Scope of Work	5-Jan-18	8-Jan-18	8-Jan-18	None	White
26 0500	Common Work Results for Electrical	5-Jan-18	8-Jan-18	8-Jan-18	None	White
26 0519	Low-Voltage Electrical Power Conductors & Cables	5-Jan-18	8-Jan-18	8-Jan-18	None	White
26 0526	Grounding & Bonding for Electrical Systems	5-Jan-18	8-Jan-18	8-Jan-18	None	White
26 0529	Hangers & Supports for Electrical Systems	5-Jan-18	8-Jan-18	8-Jan-18	None	White
26 0533	Raceway & Boxes for Electrical Systems	5-Jan-18	8-Jan-18	8-Jan-18	None	White
26 0543	Underground Ducts & Raceways for Electrical Systems	5-Jan-18	8-Jan-18	8-Jan-18	None	White
26 0553	Identification for Electrical Systems	5-Jan-18	8-Jan-18	8-Jan-18	None	White
26 0923	Lighting Control Devices	5-Jan-18	8-Jan-18	8-Jan-18	None	White
26 2413	Switchboards	5-Jan-18	8-Jan-18	8-Jan-18	None	White
26 2416	Panelboards	5-Jan-18	8-Jan-18	8-Jan-18	None	White
26 2713	Electricity Metering	5-Jan-18	8-Jan-18	8-Jan-18	None	White
26 2726	Wiring Devices	5-Jan-18	8-Jan-18	8-Jan-18	None	White
26 2813	Fuses	5-Jan-18	8-Jan-18	8-Jan-18	None	White
26 2816	Enclosed Switches & Circuit Breakers	5-Jan-18	8-Jan-18	8-Jan-18	None	White
26 2913	Enclosed Controllers	5-Jan-18	8-Jan-18	8-Jan-18	None	White
26 5100	Interior Lighting	5-Jan-18	8-Jan-18	8-Jan-18	None	White
26 5600	Exterior Lighting	5-Jan-18	8-Jan-18	8-Jan-18	None	White
Division 27	Communications	5-Jan-18	8-Jan-18	8-Jan-18	None	White
	NONE	5-Jan-18	8-Jan-18	8-Jan-18	None	White
Division 28	Electronic Safety and Security	5-Jan-18	8-Jan-18	8-Jan-18	None	White
	NONE	5-Jan-18	8-Jan-18	8-Jan-18	None	White
Division 31	Earthwork	5-Jan-18	8-Jan-18	8-Jan-18	None	White
31 0000	Site Preparation	5-Jan-18	8-Jan-18	8-Jan-18	None	White
31 0100	Earthwork	5-Jan-18	8-Jan-18	8-Jan-18	None	White
31 3116	Termite Control	5-Jan-18	8-Jan-18	8-Jan-18	None	White
Division 32	Exterior Improvements	5-Jan-18	8-Jan-18	8-Jan-18	None	White
32 1216	Asphaltic Concrete Paving	5-Jan-18	8-Jan-18	8-Jan-18	None	White
32 1600	Concrete Curbs, Gutter, Sidewalk, Driveways	5-Jan-18	8-Jan-18	8-Jan-18	None	White
32 3113	Chain Link Fences and Gates	5-Jan-18	8-Jan-18	8-Jan-18	None	White
32 8000	General Landscape Irrigation	5-Jan-18	8-Jan-18	8-Jan-18	None	White
32 9000	General Landscape Plantings	5-Jan-18	8-Jan-18	8-Jan-18	None	White
Division 33	Utilities	5-Jan-18	8-Jan-18	8-Jan-18	None	White
33 1000	Water Line and Fire Line Construction	5-Jan-18	8-Jan-18	8-Jan-18	None	White
DRAWINGS						
Specification/ Drawing	Description	Drawing Date	Stamp Date	CORE Received Date	Revision	Color
SCOPE #1 DRAWINGS						
Cover Sheet	Cover Sheet	22-Dec-17	22-Dec-17	21-Dec-17	None	White

Exhibit A.3 - EODs (Enumeration of Documents)

Specification/ Drawing	Description	Spec Date	Stamp Date	CORE Received Date	Revision	Color
A0.1	Project Information	22-Dec-17	22-Dec-17	21-Dec-17	None	White
A0.2	Exiting Plan	22-Dec-17	22-Dec-17	21-Dec-17	None	White
SP1.1	Overall Demolition Plan	22-Dec-17	22-Dec-17	21-Dec-17	None	White
SP2.1	Overall Site Plan	22-Dec-17	22-Dec-17	21-Dec-17	None	White
A1.1	Demolition Plan Building 100	22-Dec-17	22-Dec-17	21-Dec-17	None	White
A1.2	Demolition Plan Building 200	22-Dec-17	22-Dec-17	21-Dec-17	None	White
A1.3	Demolition Plan Building 300	22-Dec-17	22-Dec-17	21-Dec-17	None	White
A1.4	Demolition Plan Building 400	22-Dec-17	22-Dec-17	21-Dec-17	None	White
A1.5	Demolition Plan Building 500 & 600	22-Dec-17	22-Dec-17	21-Dec-17	None	White
A1.6	Demolition Plan Building 700	22-Dec-17	22-Dec-17	21-Dec-17	None	White
A1.7	Demolition Plan Building 800	22-Dec-17	22-Dec-17	21-Dec-17	None	White
A1.8	Demolition Plan Building 900 & 1000	22-Dec-17	22-Dec-17	21-Dec-17	None	White
A1.9	Demolition Plan Building 1100	22-Dec-17	22-Dec-17	21-Dec-17	None	White
A1.11	Demolition Ceiling Plan Building 100	22-Dec-17	22-Dec-17	21-Dec-17	None	White
A1.12	Demolition Ceiling Plan Building 200	22-Dec-17	22-Dec-17	21-Dec-17	None	White
A1.13	Demolition Ceiling Plan Building 300	22-Dec-17	22-Dec-17	21-Dec-17	None	White
A1.14	Demolition Ceiling Plan Building 400	22-Dec-17	22-Dec-17	21-Dec-17	None	White
A1.15	Demolition Ceiling Plan Building 500 & 600	22-Dec-17	22-Dec-17	21-Dec-17	None	White
A1.16	Demolition Ceiling Plan Building 700	22-Dec-17	22-Dec-17	21-Dec-17	None	White
A1.17	Demolition Ceiling Plan Building 800	22-Dec-17	22-Dec-17	21-Dec-17	None	White
A1.18	Demolition Ceiling Plan Building 900 & 1000	22-Dec-17	22-Dec-17	21-Dec-17	None	White
A1.19	Demolition Ceiling Plan Building 1100	22-Dec-17	22-Dec-17	21-Dec-17	None	White
A2.1	Floor Plan Building 100	22-Dec-17	22-Dec-17	21-Dec-17	None	White
A2.2	Floor Plan Building 200	22-Dec-17	22-Dec-17	21-Dec-17	None	White
A2.3	Floor Plan Building 300	22-Dec-17	22-Dec-17	21-Dec-17	None	White
A2.4	Floor Plan Building 400	22-Dec-17	22-Dec-17	21-Dec-17	None	White
A2.5	Floor Plan Building 500 & 600	22-Dec-17	22-Dec-17	21-Dec-17	None	White
A2.6	Floor Plan Building 700	22-Dec-17	22-Dec-17	21-Dec-17	None	White
A2.7	Floor Plan Building 800	22-Dec-17	22-Dec-17	21-Dec-17	None	White
A2.8	Floor Plan Building 900 & 1000	22-Dec-17	22-Dec-17	21-Dec-17	None	White
A2.9	Floor Plan Building 1100	22-Dec-17	22-Dec-17	21-Dec-17	None	White
A2.10	Wall Types and Details	22-Dec-17	22-Dec-17	21-Dec-17	None	White
A3.1	Finish Floor Plan Building 100	22-Dec-17	22-Dec-17	21-Dec-17	None	White
A3.2	Finish Floor Plan Building 200 & 300	22-Dec-17	22-Dec-17	21-Dec-17	None	White
A3.3	Finish Floor Plan Building 400	22-Dec-17	22-Dec-17	21-Dec-17	None	White
A3.4	Finish Floor Plan Building 500 & 600	22-Dec-17	22-Dec-17	21-Dec-17	None	White
A3.5	Finish Floor Plan Building 700 & 800	22-Dec-17	22-Dec-17	21-Dec-17	None	White
A4.1	Ceiling Plan Building 100	22-Dec-17	22-Dec-17	21-Dec-17	None	White
A4.2	Ceiling Plan Building 200	22-Dec-17	22-Dec-17	21-Dec-17	None	White
A4.3	Ceiling Plan Building 300	22-Dec-17	22-Dec-17	21-Dec-17	None	White
A4.4	Ceiling Plan Building 400	22-Dec-17	22-Dec-17	21-Dec-17	None	White
A4.5	Ceiling Plan Building 500 & 600	22-Dec-17	22-Dec-17	21-Dec-17	None	White
A4.6	Ceiling Plan Building 700	22-Dec-17	22-Dec-17	21-Dec-17	None	White
A4.7	Ceiling Plan Building 800	22-Dec-17	22-Dec-17	21-Dec-17	None	White
A4.8	Ceiling Plan Building 900 & 1000	22-Dec-17	22-Dec-17	21-Dec-17	None	White
A4.9	Ceiling Plan Building 1100	22-Dec-17	22-Dec-17	21-Dec-17	None	White
A4.10	Ceiling Details	22-Dec-17	22-Dec-17	21-Dec-17	None	White
A5.1	Overall Roof Plan	22-Dec-17	22-Dec-17	21-Dec-17	None	White
A5.2	Roof Details	22-Dec-17	22-Dec-17	21-Dec-17	None	White
A6.1	Elevations Building 100	22-Dec-17	22-Dec-17	21-Dec-17	None	White
A6.2	Elevations Building 200	22-Dec-17	22-Dec-17	21-Dec-17	None	White
A6.3	Elevations Building 300	22-Dec-17	22-Dec-17	21-Dec-17	None	White
A6.4	Elevations Building 400	22-Dec-17	22-Dec-17	21-Dec-17	None	White
A6.5	Elevations Building 500	22-Dec-17	22-Dec-17	21-Dec-17	None	White
A6.6	Elevations Building 600	22-Dec-17	22-Dec-17	21-Dec-17	None	White
A6.7	Elevations Building 700	22-Dec-17	22-Dec-17	21-Dec-17	None	White

Exhibit A.3 - EODs

(Enumeration of Documents)

Specification/ Drawing	Description	Spec Date	Stamp Date	CORE Received Date	Revision	Color
A6.8	Elevations Building 800	22-Dec-17	22-Dec-17	21-Dec-17	None	White
A6.9	Elevations Building 900	22-Dec-17	22-Dec-17	21-Dec-17	None	White
A6.10	Elevations Building 1000	22-Dec-17	22-Dec-17	21-Dec-17	None	White
A6.11	Door Schedule	22-Dec-17	22-Dec-17	21-Dec-17	None	White
A6.12	Door and Window Types / Details	22-Dec-17	22-Dec-17	21-Dec-17	None	White
A7.1	Building Sections	22-Dec-17	22-Dec-17	21-Dec-17	None	White
A7.2	Wall Sections	22-Dec-17	22-Dec-17	21-Dec-17	None	White
A7.3	Wall Sections	22-Dec-17	22-Dec-17	21-Dec-17	None	White
A9.1	Finish Schedule	22-Dec-17	22-Dec-17	21-Dec-17	None	White
A9.2	Finish Legend and Details	22-Dec-17	22-Dec-17	21-Dec-17	None	White
A9.3	Enlarged Plans	22-Dec-17	22-Dec-17	21-Dec-17	None	White
A9.4	Millwork Elevations	22-Dec-17	22-Dec-17	21-Dec-17	None	White
A9.5	Millwork Elevations	22-Dec-17	22-Dec-17	21-Dec-17	None	White
A9.6	Millwork Elevations	22-Dec-17	22-Dec-17	21-Dec-17	None	White
A9.7	Millwork Elevations	22-Dec-17	22-Dec-17	21-Dec-17	None	White
A9.8	Millwork Elevations	22-Dec-17	22-Dec-17	21-Dec-17	None	White
A9.9	Millwork Sections	22-Dec-17	22-Dec-17	21-Dec-17	None	White
A9.10	Millwork Sections & Details	22-Dec-17	22-Dec-17	21-Dec-17	None	White
A9.11	Millwork Sections	22-Dec-17	22-Dec-17	21-Dec-17	None	White
S1.0	General Structural Notes	22-Dec-17	20-Dec-17	21-Dec-17	None	White
S1.1	Typical Details	22-Dec-17	20-Dec-17	21-Dec-17	None	White
S2.1	Building 100 Foundation Plan	22-Dec-17	20-Dec-17	21-Dec-17	None	White
S2.5	Building 500 & 600 (E) Foundation Plan	22-Dec-17	20-Dec-17	21-Dec-17	None	White
S2.6	Building 700 Foundation Plan	22-Dec-17	20-Dec-17	21-Dec-17	None	White
S2.7	Building 800 (E) Foundation Plan	22-Dec-17	20-Dec-17	21-Dec-17	None	White
S3.1	Building 100 (E) Roof Framing Plan	22-Dec-17	20-Dec-17	21-Dec-17	None	White
S3.5	Building 500 & 600 (E) Roof Framing Plan	22-Dec-17	20-Dec-17	21-Dec-17	None	White
S3.6	Building 700 Roof Framing Plan	22-Dec-17	20-Dec-17	21-Dec-17	None	White
S3.7	Building 800 (E) Roof Framing Plan	22-Dec-17	20-Dec-17	21-Dec-17	21-Dec-17	White
S4.0	Sections and Details	22-Dec-17	20-Dec-17	21-Dec-17	None	White
S4.1	Sections and Details	22-Dec-17	20-Dec-17	21-Dec-17	None	White
S5.0	Sections and Details	22-Dec-17	20-Dec-17	21-Dec-17	None	White
M0.1	Mechanical Symbols, Legend, & Notes	17-Aug-17	20-Dec-17	21-Dec-17	None	White
M0.2	Mechanical Schedules	17-Aug-17	20-Dec-17	21-Dec-17	None	White
M1.1	Mechanical Demolition Plan Building 100	17-Aug-17	20-Dec-17	21-Dec-17	None	White
M1.2	Mechanical Demolition Plan Building 200	17-Aug-17	20-Dec-17	21-Dec-17	None	White
M1.3	Mechanical Demolition Plan Building 300	17-Aug-17	20-Dec-17	21-Dec-17	None	White
M1.4	Mechanical Demolition Plan Building 400	17-Aug-17	20-Dec-17	21-Dec-17	None	White
M1.5	Mechanical Demolition Plan Building 500 & 600	17-Aug-17	20-Dec-17	21-Dec-17	None	White
M1.6	Mechanical Demolition Plan Building 700	17-Aug-17	20-Dec-17	21-Dec-17	None	White
M1.7	Mechanical Demolition Plan Building 800	17-Aug-17	20-Dec-17	21-Dec-17	None	White
M1.8	Mechanical Demolition Plan Building 900 & 1000	17-Aug-17	20-Dec-17	21-Dec-17	None	White
M2.1	Mechanical New Plan Building 100	17-Aug-17	20-Dec-17	21-Dec-17	None	White
M2.2	Mechanical New Plan Building 200	17-Aug-17	20-Dec-17	21-Dec-17	None	White
M2.3	Mechanical New Plan Building 300	17-Aug-17	20-Dec-17	21-Dec-17	None	White
M2.4	Mechanical New Plan Building 400	17-Aug-17	20-Dec-17	21-Dec-17	None	White
M2.5	Mechanical New Plan Building 500 & 600	17-Aug-17	20-Dec-17	21-Dec-17	None	White
M2.6	Mechanical New Plan Building 700	17-Aug-17	20-Dec-17	21-Dec-17	None	White
M2.7	Mechanical New Plan Building 800	17-Aug-17	20-Dec-17	21-Dec-17	None	White
M2.8	Mechanical New Plan Building 900 & 1000	17-Aug-17	20-Dec-17	21-Dec-17	None	White
M3.0	Mechanical Details	17-Aug-17	20-Dec-17	21-Dec-17	None	White
M3.1	Mechanical Details	17-Aug-17	20-Dec-17	21-Dec-17	None	White
M3.2	Mechanical Details	17-Aug-17	20-Dec-17	21-Dec-17	None	White
M3.3	Mechanical Details	17-Aug-17	20-Dec-17	21-Dec-17	None	White

Exhibit A.3 - EODs (Enumeration of Documents)

Specification/ Drawing	Description	Spec Date	Stamp Date	CORE Received Date	Revision	Color
M3.4	Mechanical Details	17-Aug-17	20-Dec-17	21-Dec-17	None	White
M3.5	Mechanical Details	17-Aug-17	20-Dec-17	21-Dec-17	None	White
M3.6	Mechanical Details	17-Aug-17	20-Dec-17	21-Dec-17	None	White
M4.0	Mechanical Details	17-Aug-17	20-Dec-17	21-Dec-17	None	White
M5.0	Mechanical Controls	17-Aug-17	20-Dec-17	21-Dec-17	None	White
M5.1	Mechanical Controls	17-Aug-17	20-Dec-17	21-Dec-17	None	White
P0.1	Plumbing Cover Sheet	17-Aug-17	20-Dec-17	21-Dec-17	None	White
P0.2	Plumbing Specifications Sheet	17-Aug-17	20-Dec-17	21-Dec-17	None	White
P1.1	Plumbing Demolition Plan Building 100	17-Aug-17	20-Dec-17	21-Dec-17	None	White
P1.2	Plumbing Demolition Plan Building 200	17-Aug-17	20-Dec-17	21-Dec-17	None	White
P1.3	Plumbing Demolition Plan Building 300	17-Aug-17	20-Dec-17	21-Dec-17	None	White
P1.4	Plumbing Demolition Plan Building 400	17-Aug-17	20-Dec-17	21-Dec-17	None	White
P1.5	Plumbing Demolition Plan Building 500 & 600	17-Aug-17	20-Dec-17	21-Dec-17	None	White
P1.6	Plumbing Demolition Plan Building 700	17-Aug-17	20-Dec-17	21-Dec-17	None	White
P1.7	Plumbing Demolition Plan Building 800	17-Aug-17	20-Dec-17	21-Dec-17	None	White
P1.8	Plumbing Demolition Plan Building 900 & 1000	17-Aug-17	20-Dec-17	21-Dec-17	None	White
P2.1	Plumbing New Plan Building 100	17-Aug-17	20-Dec-17	21-Dec-17	None	White
P2.2	Plumbing New Plan Building 200	17-Aug-17	20-Dec-17	21-Dec-17	None	White
P2.3	Plumbing New Plan Building 300	17-Aug-17	20-Dec-17	21-Dec-17	None	White
P2.4	Plumbing New Plan Building 400	17-Aug-17	20-Dec-17	21-Dec-17	None	White
P2.5	Plumbing New Plan Building 500 & 600	17-Aug-17	20-Dec-17	21-Dec-17	None	White
P2.6	Plumbing New Plan Building 700	17-Aug-17	20-Dec-17	21-Dec-17	None	White
P2.7	Plumbing New Plan Building 800	17-Aug-17	20-Dec-17	21-Dec-17	None	White
P2.8	Plumbing New Plan Building 900 & 1000	17-Aug-17	20-Dec-17	21-Dec-17	None	White
P4.1	Plumbing Diagrams	17-Aug-17	20-Dec-17	21-Dec-17	None	White
P4.2	Plumbing Diagrams	17-Aug-17	20-Dec-17	21-Dec-17	None	White
P5.1	Plumbing Details	17-Aug-17	20-Dec-17	21-Dec-17	None	White
E0.1	Electrical Symbols and Notes	17-Aug-17	20-Dec-17	21-Dec-17	None	White
E0.2	Electrical Lighting Controls, Details and Symbols	17-Aug-17	20-Dec-17	21-Dec-17	None	White
E1.1	Electrical Demo Power Plan Building 100	17-Aug-17	20-Dec-17	21-Dec-17	None	White
E1.2	Electrical Demo Power Plan Building 200	17-Aug-17	20-Dec-17	21-Dec-17	None	White
E1.3	Electrical Demo Power Plan Building 300	17-Aug-17	20-Dec-17	21-Dec-17	None	White
E1.4	Electrical Demo Power Plan Building 400	17-Aug-17	20-Dec-17	21-Dec-17	None	White
E1.5	Electrical Demo Power Plan Building 500 & 600	17-Aug-17	20-Dec-17	21-Dec-17	None	White
E1.6	Electrical Demo Power Plan Building 700	17-Aug-17	20-Dec-17	21-Dec-17	None	White
E1.7	Electrical Demo Power Plan Building 800	17-Aug-17	20-Dec-17	21-Dec-17	None	White
E1.8	Electrical Demo Power Plan Building 900 & 1000	17-Aug-17	20-Dec-17	21-Dec-17	None	White
E2.1	Electrical Demo Lighting Plan Building 100	17-Aug-17	20-Dec-17	21-Dec-17	None	White
E2.2	Electrical Demo Lighting Plan Building 200	17-Aug-17	20-Dec-17	21-Dec-17	None	White
E2.3	Electrical Demo Lighting Plan Building 300	17-Aug-17	20-Dec-17	21-Dec-17	None	White
E2.4	Electrical Demo Lighting Plan Building 400	17-Aug-17	20-Dec-17	21-Dec-17	None	White
E2.5	Electrical Demo Lighting Plan Building 500 & 600	17-Aug-17	20-Dec-17	21-Dec-17	None	White
E2.6	Electrical Demo Lighting Plan Building 700	17-Aug-17	20-Dec-17	21-Dec-17	None	White
E2.7	Electrical Demo Lighting Plan Building 800	17-Aug-17	20-Dec-17	21-Dec-17	None	White
E2.8	Electrical Demo Lighting Plan Building 900 & 1000	17-Aug-17	20-Dec-17	21-Dec-17	None	White

Exhibit A.3 - EODs (Enumeration of Documents)

Specification/ Drawing	Description	Spec Date	Stamp Date	CORE Received Date	Revision	Color
E3.1	Electrical New Power Plan Building 100	17-Aug-17	20-Dec-17	21-Dec-17	None	White
E3.2	Electrical New Power Plan Building 200	17-Aug-17	20-Dec-17	21-Dec-17	None	White
E3.3	Electrical New Power Plan Building 300	17-Aug-17	20-Dec-17	21-Dec-17	None	White
E3.4	Electrical New Power Plan Building 400	17-Aug-17	20-Dec-17	21-Dec-17	None	White
E3.5	Electrical New Power Plan Building 500 & 600	17-Aug-17	20-Dec-17	21-Dec-17	None	White
E3.6	Electrical New Power Plan Building 700	17-Aug-17	20-Dec-17	21-Dec-17	None	White
E3.7	Electrical New Power Plan Building 800	17-Aug-17	20-Dec-17	21-Dec-17	None	White
E3.8	Electrical New Power Plan Building 900 & 1000	17-Aug-17	20-Dec-17	21-Dec-17	None	White
E3.9	Electrical New Kitchen Power Plan	17-Aug-17	20-Dec-17	21-Dec-17	None	White
E4.1	Electrical New Lighting Plan Building 100	17-Aug-17	20-Dec-17	21-Dec-17	None	White
E4.2	Electrical New Lighting Plan Building 200	17-Aug-17	20-Dec-17	21-Dec-17	None	White
E4.3	Electrical New Lighting Plan Building 300	17-Aug-17	20-Dec-17	21-Dec-17	None	White
E4.4	Electrical New Lighting Plan Building 400	17-Aug-17	20-Dec-17	21-Dec-17	None	White
E4.5	Electrical New Lighting Plan Building 500 & 600	17-Aug-17	20-Dec-17	21-Dec-17	None	White
E4.6	Electrical New Lighting Plan Building 700	17-Aug-17	20-Dec-17	21-Dec-17	None	White
E4.7	Electrical New Lighting Plan Building 800	17-Aug-17	20-Dec-17	21-Dec-17	None	White
E4.8	Electrical New Lighting Plan Building 900 & 1000	17-Aug-17	20-Dec-17	21-Dec-17	None	White
E5.1	Electrical Mechanical Plan Building 100	17-Aug-17	20-Dec-17	21-Dec-17	None	White
E5.2	Electrical Mechanical Plan Building 200	17-Aug-17	20-Dec-17	21-Dec-17	None	White
E5.3	Electrical Mechanical Plan Building 300	17-Aug-17	20-Dec-17	21-Dec-17	None	White
E5.4	Electrical Mechanical Plan Building 400	17-Aug-17	20-Dec-17	21-Dec-17	None	White
E5.5	Electrical Mechanical Plan Building 500 & 600	17-Aug-17	20-Dec-17	21-Dec-17	None	White
E5.6	Electrical Mechanical Plan Building 700	17-Aug-17	20-Dec-17	21-Dec-17	None	White
E5.7	Electrical Mechanical Plan Building 800	17-Aug-17	20-Dec-17	21-Dec-17	None	White
E5.8	Electrical Mechanical Plan Building 900 & 1000	17-Aug-17	20-Dec-17	21-Dec-17	None	White
E6.0	Electrical Panel Schedules	17-Aug-17	20-Dec-17	21-Dec-17	None	White
E6.1	Electrical Panel Schedules	17-Aug-17	20-Dec-17	21-Dec-17	None	White
E6.2	Electrical Panel Schedules	17-Aug-17	20-Dec-17	21-Dec-17	None	White
E6.3	Electrical Panel Schedules	17-Aug-17	20-Dec-17	21-Dec-17	None	White
E7.0	Electrical One-Line Diagram	17-Aug-17	20-Dec-17	21-Dec-17	None	White
E7.1	Electrical One-Line Diagram	17-Aug-17	20-Dec-17	21-Dec-17	None	White
FS-0	Food Service Equipment Floor Plan	21-Dec-17	None	21-Dec-17	None	White
FS-1	Food Service Equipment Floor Plan	21-Dec-17	None	21-Dec-17	None	White
FS-2	Food Service Equipment Schedule	21-Dec-17	None	21-Dec-17	None	White
FS-3	Food Service Equipment Plumbing Rough-In	21-Dec-17	None	21-Dec-17	None	White
FS-4	Food Service Equipment Electrical Rough-In	21-Dec-17	None	21-Dec-17	None	White
FS-5	Food Service Equipment Exhaust Plan	21-Dec-17	None	21-Dec-17	None	White
FS-6	Food Service Equipment Special Details	21-Dec-17	None	21-Dec-17	None	White
FS-7	Food Service Equipment Elevations	21-Dec-17	None	21-Dec-17	None	White
FA-SITE	Fire Alarm Site Plan	22-Dec-17	None	21-Dec-17	None	White
FA-1	Fire Alarm Floor Plan - Building 100	22-Dec-17	None	21-Dec-17	None	White
FA-2	Fire Alarm Floor Plan - Building 200	22-Dec-17	None	21-Dec-17	None	White
FA-3	Fire Alarm Floor Plan - Building 300	22-Dec-17	None	21-Dec-17	None	White
FA-4	Fire Alarm Floor Plan - Building 400	22-Dec-17	None	21-Dec-17	None	White
FA-5	Fire Alarm Floor Plan - Building 500 & 600	22-Dec-17	None	21-Dec-17	None	White
FA-6	Fire Alarm Floor Plan - Building 700	22-Dec-17	None	21-Dec-17	None	White
FA-7	Fire Alarm Floor Plan - Building 800	22-Dec-17	None	21-Dec-17	None	White
FA-8	Fire Alarm Floor Plan - Building 900 & 1000	22-Dec-17	None	21-Dec-17	None	White

Exhibit A.3 - EODs (Enumeration of Documents)

Specification/ Drawing	Description	Spec Date	Stamp Date	CORE Received Date	Revision	Color
FA-9	Fire Alarm Floor Plan - Building 1100	22-Dec-17	None	21-Dec-17	None	White
INT-1	Intercom Floor Plan - Building 100	22-Dec-17	None	21-Dec-17	None	White
INT-2	Intercom Floor Plan - Building 200	22-Dec-17	None	21-Dec-17	None	White
INT-3	Intercom Floor Plan - Building 300	22-Dec-17	None	21-Dec-17	None	White
INT-4	Intercom Floor Plan - Building 400	22-Dec-17	None	21-Dec-17	None	White
INT-5	Intercom Floor Plan - Building 500 & 600	22-Dec-17	None	21-Dec-17	None	White
INT-6	Intercom Floor Plan - Building 700	22-Dec-17	None	21-Dec-17	None	White
INT-7	Intercom Floor Plan - Building 800	22-Dec-17	None	21-Dec-17	None	White
INT-8	Intercom Floor Plan - Building 900 & 1000	22-Dec-17	None	21-Dec-17	None	White
INT-9	Intercom Floor Plan - Building 1100	22-Dec-17	None	21-Dec-17	None	White
SEC-1	Security Floor Plan - Building 100	22-Dec-17	None	21-Dec-17	None	White
SEC-2	Security Floor Plan - Building 200	22-Dec-17	None	21-Dec-17	None	White
SEC-3	Security Floor Plan - Building 300	22-Dec-17	None	21-Dec-17	None	White
SEC-4	Security Floor Plan - Building 400	22-Dec-17	None	21-Dec-17	None	White
SEC-5	Security Floor Plan - Building 500 & 600	22-Dec-17	None	21-Dec-17	None	White
SEC-6	Security Floor Plan - Building 700	22-Dec-17	None	21-Dec-17	None	White
SEC-7	Security Floor Plan - Building 800	22-Dec-17	None	21-Dec-17	None	White
SEC-8	Security Floor Plan - Building 900 & 1000	22-Dec-17	None	21-Dec-17	None	White
SEC-9	Security Floor Plan - Building 1100	22-Dec-17	None	21-Dec-17	None	White
SEC-10	Security Details	22-Dec-17	None	21-Dec-17	None	White
FP1.0	Fire Sprinkler Existing Site Plan	17-Aug-17	None	21-Dec-17	None	White
FP2.1	Fire Sprinkler Piping Plan - Building 100	17-Aug-17	None	21-Dec-17	None	White
FP2.2	Fire Sprinkler Piping Plan - Building 200	17-Aug-17	None	21-Dec-17	None	White
FP2.3	Fire Sprinkler Piping Plan - Building 300	17-Aug-17	None	21-Dec-17	None	White
FP2.4	Fire Sprinkler Piping Plan - Building 400	17-Aug-17	None	21-Dec-17	None	White
FP2.5	Fire Sprinkler Piping Plan - Building 500 & 600	17-Aug-17	None	21-Dec-17	None	White
FP2.6	Fire Sprinkler Piping Plan - Building 700	17-Aug-17	None	21-Dec-17	None	White
FP2.7	Fire Sprinkler Piping Plan - Building 800	17-Aug-17	None	21-Dec-17	None	White
FP2.8	Fire Sprinkler Piping Plan - Building 900 & 1000	17-Aug-17	None	21-Dec-17	None	White
FP2.9	Fire Sprinkler Piping Plan - Building 108	17-Aug-17	None	21-Dec-17	None	White
SCOPE #2 - SITE ARCHITECTURAL						
Cover Sheet	Cover Sheet	12-Jan-18	12-Jan-18	12-Jan-18	None	White
A0.1	Project Information	12-Jan-18	12-Jan-18	12-Jan-18	None	White
SP1.1	Overall Demolition Site Plan	12-Jan-18	12-Jan-18	12-Jan-18	None	White
SP1.2	Demolition Site Plan West	12-Jan-18	12-Jan-18	12-Jan-18	None	White
SP1.3	Demolition Site Plan East	12-Jan-18	12-Jan-18	12-Jan-18	None	White
SP2.1	Overall Site Plan	12-Jan-18	12-Jan-18	12-Jan-18	None	White
SP2.2	New Site Plan West	12-Jan-18	12-Jan-18	12-Jan-18	None	White
SP2.3	New Site Plan East	12-Jan-18	12-Jan-18	12-Jan-18	None	White
SP2.4	Site Details	12-Jan-18	12-Jan-18	12-Jan-18	None	White
SP2.5	Site Details / Signage Details	12-Jan-18	12-Jan-18	12-Jan-18	None	White
SP2.6	Enlarged Site Plans and Sections	12-Jan-18	12-Jan-18	12-Jan-18	None	White
SP2.7	Canopy Plans and Section	12-Jan-18	12-Jan-18	12-Jan-18	None	White
SCOPE #2 - CIVIL						
C0.0	Cover Sheet - Improvement Plans	11-Jan-18	11-Jan-18	12-Jan-18	15-Jan-18	White
C1.0	Overall Grading, Drainage, & Paving Plan	11-Jan-18	11-Jan-18	12-Jan-18	15-Jan-18	White
C1.1	Grading, Drainage, & Paving Plan	11-Jan-18	11-Jan-18	12-Jan-18	15-Jan-18	White
C1.2	Grading, Drainage, & Paving Plan	11-Jan-18	11-Jan-18	12-Jan-18	15-Jan-18	White
C2.1	Utility Plan	11-Jan-18	11-Jan-18	12-Jan-18	15-Jan-18	White
SCOPE #2 - LANDSCAPE						
L1.0	Landscape Cover Sheet	12-Jan-18	12-Jan-18	15-Jan-18	None	White

Exhibit A.3 - EODs (Enumeration of Documents)

Specification/ Drawing	Description	Spec Date	Stamp Date	CORE Received Date	Revision	Color
L1.1	Landscape Plan	12-Jan-18	12-Jan-18	15-Jan-18	17-Jan-18	White
L1.2	Landscape Plan	12-Jan-18	12-Jan-18	15-Jan-18	17-Jan-18	White
L1.3	Landscape Plan	12-Jan-18	12-Jan-18	15-Jan-18	None	White
L1.4	Landscape Details	12-Jan-18	12-Jan-18	15-Jan-18	None	White
L2.1	Irrigation Plan	12-Jan-18	12-Jan-18	15-Jan-18	None	White
L2.2	Irrigation Plan	12-Jan-18	12-Jan-18	15-Jan-18	None	White
L2.3	Irrigation Plan	12-Jan-18	12-Jan-18	15-Jan-18	None	White
L2.4	Irrigation Details	12-Jan-18	12-Jan-18	15-Jan-18	None	White
SCOPE #2 - SITE ELECTRICAL						
E0.1	Electrical Symbols and Notes	12-Jan-18	15-Jan-18	15-Jan-18	None	White
E0.2	Electrical Lighting Controls, Details, and Symbols	12-Jan-18	15-Jan-18	15-Jan-18	None	White
E1.0	Electrical Demolition Site Plan	12-Jan-18	15-Jan-18	15-Jan-18	None	White
E3.0	Electrical New Work Site Plan	12-Jan-18	15-Jan-18	15-Jan-18	None	White
E6.0	Electrical Panel Schedules	12-Jan-18	15-Jan-18	15-Jan-18	None	White
E7.0	Electrical One-Line Diagram	12-Jan-18	15-Jan-18	15-Jan-18	None	White
E7.1	Electrical One-Line Diagram	12-Jan-18	15-Jan-18	15-Jan-18	None	White
AUDIO VISUAL DOCUMENTS FROM DVUSD						
None	AV Parts List From DVUSD	None	None	18-Jan-18	None	White
None	AV Scope List From DVUSD	None	None	18-Jan-18	None	White
None	Low Voltage Matrix From DVUSD	None	None	8-Jan-18	None	White
None						
DOOR HARDWARE SUPPLEMENTAL DOCUMENTS						
None	Door Index For Hardware Sets	None	None	23-Jan-18	None	White
None	Door Hardware Sets (UPDATED)	None	None	23-Jan-18	None	White
VALUE ENGINEERING DOCUMENTS						
Specification/ Drawing	Description	Spec/Drawing Date	Stamp Date	CORE Received Date	Revision	Color
None	Surface Mounted LED Light Fixture Cut Sheet At Bldg 500, 600, & 700 Restroom GWB Ceilings ILO Recessed Fixture (V/E)	None	None	8-Feb-18	None	White
None	Small & Large LED Site Light Pole Luminaire Cut Sheet (V/E)	None	None	16-Feb-18	None	White
A1.7	Demolition Plan - Building 800 (V/E)	22-Dec-17	22-Dec-17	8-Feb-18	18-Jan-18	White
A2.1	Floor Plan - Building 100 (V/E)	22-Dec-17	22-Dec-17	8-Feb-18	18-Jan-18	White
A2.2	Floor Plan - Building 200 (V/E)	22-Dec-17	22-Dec-17	8-Feb-18	18-Jan-18	White
A2.3	Floor Plan - Building 300 (V/E)	22-Dec-17	22-Dec-17	8-Feb-18	18-Jan-18	White
A2.4	Floor Plan - Building 400 (V/E)	22-Dec-17	22-Dec-17	8-Feb-18	18-Jan-18	White
A2.5	Floor Plan - Building 500 & 600 (V/E)	22-Dec-17	22-Dec-17	8-Feb-18	18-Jan-18	White
A2.6	Floor Plan - Building 700 (V/E)	22-Dec-17	22-Dec-17	8-Feb-18	18-Jan-18	White
A2.7	Floor Plan - Building 800 (V/E)	22-Dec-17	22-Dec-17	8-Feb-18	18-Jan-18	White
A2.8	Floor Plan - Building 900 & 1000 (V/E)	22-Dec-17	22-Dec-17	8-Feb-18	18-Jan-18	White
A2.9	Floor Plan - Building 1100 (V/E)	22-Dec-17	22-Dec-17	8-Feb-18	18-Jan-18	White
A2.10	Wall Types and Details (V/E)	22-Dec-17	22-Dec-17	8-Feb-18	None	White
A4.1	Ceiling Plan - Building 100 (V/E)	22-Dec-17	22-Dec-17	8-Feb-18	None	White
A4.2	Ceiling Plan - Building 200 (V/E)	22-Dec-17	22-Dec-17	8-Feb-18	18-Jan-18	White
A4.3	Ceiling Plan - Building 300 (V/E)	22-Dec-17	22-Dec-17	8-Feb-18	None	White
A4.4	Ceiling Plan - Building 400 (V/E)	22-Dec-17	22-Dec-17	8-Feb-18	None	White
A4.7	Ceiling Plan - Building 700 (V/E)	22-Dec-17	22-Dec-17	8-Feb-18	None	White
A5.1	Overall Roof Plan (V/E)	22-Dec-17	22-Dec-17	8-Feb-18	18-Jan-18	White
A5.2	Roof Details (V/E)	22-Dec-17	22-Dec-17	8-Feb-18	18-Jan-18	White
A6.1	Elevations - Building 100 (V/E)	22-Dec-17	22-Dec-17	8-Feb-18	18-Jan-18	White
A6.11	Door Schedule (V/E)	22-Dec-17	22-Dec-17	8-Feb-18	18-Jan-18	White
A9.4	Millwork Elevations (V/E)	22-Dec-17	22-Dec-17	8-Feb-18	None	White

Exhibit A.3 - EODs (Enumeration of Documents)

Specification/ Drawing	Description	Spec Date	Stamp Date	CORE Received Date	Revision	Color
A9.5	Millwork Elevations (V/E)	22-Dec-17	22-Dec-17	8-Feb-18	None	White
A9.6	Millwork Elevations (V/E)	22-Dec-17	22-Dec-17	8-Feb-18	None	White
A9.7	Millwork Elevations (V/E)	22-Dec-17	22-Dec-17	8-Feb-18	None	White
A9.8	Millwork Elevations (V/E)	22-Dec-17	22-Dec-17	8-Feb-18	None	White
None	Door Hardware Schedule Options (V/E)	14-Feb-18	None	15-Feb-18	None	White
A6.11	Door Hardware Schedule - Highlighted For Deleted Exterior Doors (V/E)	22-Dec-17	22-Dec-17	15-Feb-18	15-Feb-18	White
None	Building 500, 600, & 700 Restroom Renovation Breakout Highlighted Plan From Architect (V/E)	None	None	27-Feb-18	None	White
SP1.2	Demolition Site Plan - West, Highlighted For Scope Changes (V/E)	12-Jan-18	12-Jan-18	8-Feb-18	8-Feb-18	White
SP1.3	Demolition Site Plan - East, Highlighted For Scope Changes (V/E)	12-Jan-18	12-Jan-18	8-Feb-18	8-Feb-18	White
SP2.2	New Site Plan - West, Highlighted For Scope Changes (V/E)	12-Jan-18	12-Jan-18	8-Feb-18	8-Feb-18	White
SP2.3	New Site Plan - East, Highlighted For Scope Changes (V/E)	12-Jan-18	12-Jan-18	8-Feb-18	8-Feb-18	White
SP2.6	Enlarged Site Plans and Sections, Highlighted For Scope Changes (V/E)	12-Jan-18	12-Jan-18	8-Feb-18	8-Feb-18	White
SP2.7	Canopy Plans and Section, Highlighted For Scope Changes (V/E)	12-Jan-18	12-Jan-18	8-Feb-18	8-Feb-18	White
SP2.2	New Site Plan - West, New Changes Indicated On Drawing (V/E)	12-Jan-18	12-Jan-18	8-Feb-18	8-Feb-18	White
SP2.3	New Site Plan - East, New Changes Indicated On Drawing (V/E)	12-Jan-18	12-Jan-18	8-Feb-18	8-Feb-18	White
A9.2	Updated Tile Schedule Changing CT-3, CT-4, CT-5, CT-6, CT-7 and CT-8 From 4" x 16" to 4 1/4" x 4 1/4" (V/E)	None	None	8-Feb-18	None	White
A9.3	Updated Tile Elevation Changing CT-3, CT-4, CT-5, CT-6, CT-7 and CT-8 From 4" x 16" to 4 1/4" x 4 1/4" (V/E)	None	None	8-Feb-18	None	White
A9.11	Updated Handwash Tile Elevation Changing CT-3, CT-4, CT-5, CT-6, CT-7 and CT-8 From 4" x 16" to 4 1/4" x 4 1/4" (V/E)	None	None	8-Feb-18	None	White
A9.11	Updated Drinking Fountain Tile Elevation Changing CT-3, CT-4, CT-5, CT-6, CT-7 and CT-8 From 4" x 16" to 4 1/4" x 4 1/4" (V/E)	None	None	8-Feb-18	None	White
None	Mechanical & Plumbing Narrative From Engineer (V/E)	None	None	8-Feb-18	None	White
None	Electrical Scope Narrative From Electrical Engineer (V/E)	None	None	8-Feb-18	None	White
None	Additional Scope Narrative From Electrical Engineer - VIA EMAIL (V/E)	None	None	19-Feb-18	None	White
None	Additional Scope Narrative From Architect (V/E)	None	None	21-Feb-18	None	White

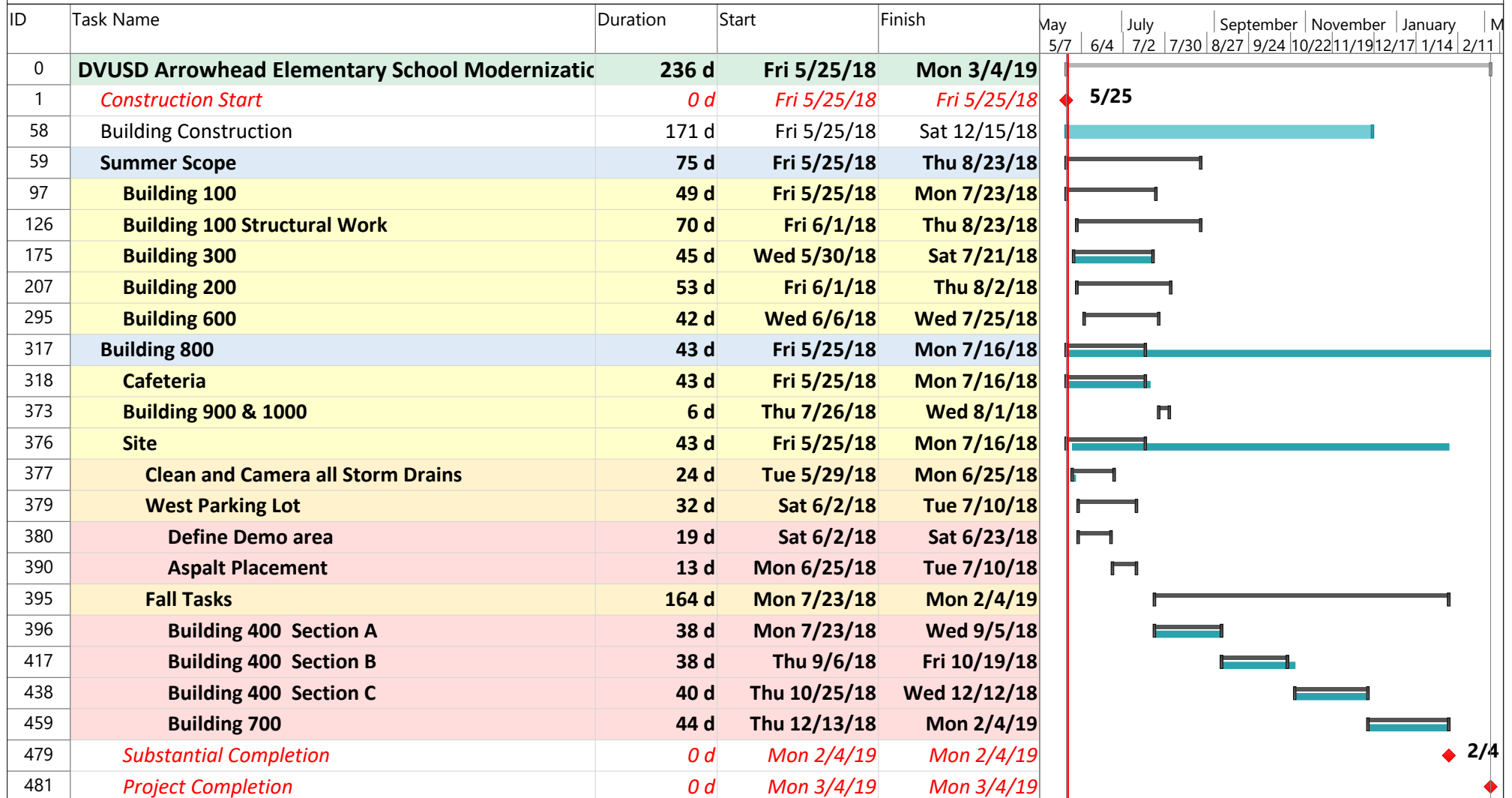
Exhibit A.3 - EODs
(Enumeration of Documents)

Specification/ Drawing	Description	Spec Date	Stamp Date	CORE Received Date	Revision	Color
E7.0	Electrical Demo One-Line Diagram (REVISED FOR V/E)	17-Aug-17	None	22-Feb-18	16-Feb-18	White
E7.1	Electrical Modified One-Line Diagram (REVISED FOR V/E)	17-Aug-17	None	22-Feb-18	16-Feb-18	White
E6.0	Electrical Panel Schedules (REVISED FOR V/E)	17-Aug-17	None	22-Feb-18	16-Feb-18	White
E6.1	Electrical Panel Schedules (REVISED FOR V/E)	17-Aug-17	None	22-Feb-18	16-Feb-18	White
E6.2	Electrical Panel Schedules (REVISED FOR V/E)	17-Aug-17	None	22-Feb-18	16-Feb-18	White
E6.3	Electrical Panel Schedules (REVISED FOR V/E)	17-Aug-17	None	22-Feb-18	16-Feb-18	White




Exhibit A.4 Project Baseline Schedule

Arrowhead Elementary School
Modernization



Baseline Milestone ◆

Task



Summary



Critical



Baseline Summary



Milestone



Critical Tasks



Baseline

